



**NAFFCO**  
PASSION TO PROTECT

# Fire Fighting Equipment



0086



0086



Global-Mark

# Contents

## Fire Extinguishers

CO2 Portable Fire Extinguishers (UL Listed) .....	6
CO2 Portable Fire Extinguishers (Kite Mark, LPCB) .....	7
CO2 Portable Fire Extinguishers (AS/NZS 1841.6) .....	8
CO2 Mobile Fire Extinguishers .....	9
CO2 High Pressure Cylinders .....	10
Dry Powder Fire Extinguishers (UL Listed) .....	11
Abc Dry Powder Portable Fire Extinguishers (Kite Mark, LPCB) .....	12
Abc Dry Powder Portable Fire Extinguishers (AS/NZS 1841.5) .....	13
Abc Dry Powder Mobile Fire Extinguisher .....	14
Water Portable Fire Extinguishers (Kite Mark, LPCB) .....	15
Water Portable Fire Extinguishers (AS/NZS 1841.2) .....	16
Foam Portable Fire Extinguishers (Kite Mark, LPCB) .....	17
Foam Portable Fire Extinguishers (AS/NZS 1841.4) .....	18
Foam Mobile Fire Extinguishers .....	19
Wet Chemical Fire Extinguishers (Kite Mark, LPCB) .....	20
Wet Chemical Fire Extinguishers (AS/NZS 1841.3) .....	21
Clean Agent Fire Extinguishers (UL Listed) .....	22
Clean Agent Fire Extinguishers (Kite Mark, LPCB) .....	23

## Fire Hose Reels & Accessories

Semi-Rigid Reel Hose .....	24
Fire Hose Reel With Semi-Rigid Hose .....	25
Lock Shield Valve .....	29

## Fire Hoses

Single Jacket Hose .....	30
Double Jacket Fire Hose .....	32
Pu Lined Hose .....	33
Fire Hose Rack Assembly .....	34

## Fire Cabinets

Cabinet for Fire Hose Reel, Fire Equipment And Breeching Inlet .....	35
Through-Penetration Fire-Stop Systems .....	37

Delivery Hose Coupling .....	39
Standard Branch Pipe .....	40
Angle Hose Valve .....	40
<b>Valves &amp; Riser Equipment</b>	
Oblique Landing Valve, Flanged Inlet .....	41
Oblique Landing Valve, Male Threaded Inlet .....	42
Pressure Reducing Landing Valve .....	43
4"X2 Way Breeching Inlet .....	44
6"X4 Way Breeching Inlet .....	45
<b>Fire Hydrants</b>	
Dry Pillar Fire Hydrants .....	46
Under Ground Hydrant .....	48
Fire Blankets .....	49
<b>Fire Pumps</b>	
Horizontal End Suction Pumps .....	50
Horizontal Split Case Pumps .....	55
Vertical Turbine Pumps .....	52
<b>Pre-Piped Vertical &amp; Horizontal Bladder Tank</b>	
Horizontal Foam Bladder Tank .....	55
Vertical Foam Bladder Tank .....	57
Above Ground Storage Tank .....	59
Fire Rated Doors .....	60



## An Introduction to NAFFCO

NAFFCO FZCO is among the world's leading manufacturers and suppliers of top-tier firefighting equipment, fire protection systems, fire alarms, security and safety engineering systems worldwide. Since its humble beginnings, NAFFCO has grown from its headquarters in Dubai, UAE to expand to serving over 100 countries around the world.

### One Stop Shopping for All Your Fire Safety and Security Needs

Today's companies recognize the importance and convenience of having multiple safety services available under one roof, a "one-stop shopping" source for all types of fire protection systems. As the undisputed leader in

firefighting technology and fire safety solutions, NAFFCO has worked in both the private and government sectors, as well as manufacturing plants, hospitals, stadiums, malls and other organizational projects, delivering comprehensive fire safety and engineering solutions.

NAFFCO is associated with globally renowned international companies in the fire protection industry such as Esser, Secutron, Megalights, Evax, Fike, Central, Shield, Mueller, Giacomini, RB Pumps, Bombas, Ideal Pumps, Joslyn Pumps, Peerless Pumps.

At NAFFCO we are passionate about sustaining, upgrading and improving any means of safety, by having over 2 million square foot of manufacturing space, over 450 engineers, and following all the latest technology available. We live by our passion, the passion to protect.







## Manufacturing

NAFFCO manufacturing department has the latest technology, state-of-the-art machines (CNC machines, hydraulic shearing and bending machines, all types of welding machines - MIG, TIG, ARC etc.), and a complete machine shop that enable us to meet the needs of any production requirement.

NAFFCO has the ability to introduce the latest technological systems & equipment in the fire safety field. Our engineers and technicians are well qualified & experienced in producing quality products.

The department is equipped with full-fledged testing facilities to test the equipment as per NFPA, EN, ICAO, KKK and Civil Defense standards & requirements, and to meet the customers specifications.

Considering the above facilities and excellence in engineering capabilities, NAFFCO can meet any challenges to produce bulk quantities of fire safety materials.



# CO<sub>2</sub> PORTABLE FIRE EXTINGUISHERS (UL LISTED)

## PRODUCT DESCRIPTION

NAFFCO CO<sub>2</sub> gas extinguishers are characterised by their high performance for fires including items at risk for electrical shorts like computer, office equipment and

generators etc. Co<sub>2</sub> is non conductive, clean and safe, ensuring minimal damage to electrical equipment and furnishings. Suitable for Class B fire risks.



## FEATURES

- Carbon Dioxide is the trusted nonconductive cleaning agent and is most effective for dealing with electronic equipment fires. CO<sub>2</sub> is suitable for use on Class B and Class C fires.

- TYPICAL USES: For protecting sensitive electronic equipment in offices, classrooms, parking garages, and hotel/motel assembly halls and guest areas. For protecting sensitive electronic equipment in businesses such as retail stores, light manufacturing facilities, research

facilities, auto dealerships, vehicle/aircraft/marine service centers, and manufacturing processes such as painting, dipping, and coating.

- Not suitable for use on fires involving cooking oil and grease. Recommended for use on sensitive electronic equipment.

MODEL NUMBER	N 05LC	N 10LC	N 15LC	N 20LC
Agent Capacity	5 lb. (2.27 Kg)	10 lb. (4.54 Kg)	15 lb. (6.8 Kg)	20 lb. (9.07 Kg)
UL Rating	5-B:C	10-B:C	10-B:C	10-B:C
Discharge Time	9 Sec	9 Sec	15 Sec	20 Sec
Range (FT/M)	4-8 / 1.2-2.4	4-8 / 1.2-2.4	4-8 / 1.2-2.4	4-8 / 1.2-2.4
Bracket	Wall	Wall	Wall	Wall
Ship Weight	13.75 lb. (6.3 Kg)	27.75 lb. (12.6 Kg)	37.75 lb. (17.1 Kg)	49 lb. (22.2 Kg)
Unit Height	17.375 in (44.1 cm)	19.75 in (50.2 cm)	26.375 in (67 cm)	26.875 in (68.2 cm)
Unit Width	8.25 in (21 cm)	12 in (30.5 cm)	12 in (30.5 cm)	13 in (33 cm)
Unit Diameter	5.25 in (13.3 cm)	6.89 in (17.5 cm)	6.89 in (17.5 cm)	8 in (20.3 cm)

# CO<sub>2</sub> PORTABLE FIRE EXTINGUISHERS



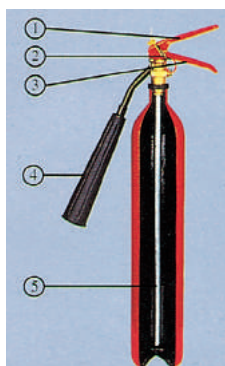
## FEATURES

- Carbon dioxide is a gaseous agent, colourless, odourless / non-toxic and provides rapid knock down of industrial fire. It is capable of fighting Class B fire effectively.
- Kitemark / LPCB Certified to BS EN3.
- Cylinders compliant to council directive 97/23/EC (PED) and Statutory instrument 1999 No. 2001 is certified by BSI (0086).
- Certified by BSI under marine equipment directive.
- Seamless steel body (Lightweight).
- High quality polyester paint.
- Controlled discharge.
- Brass head valve with simple squeeze operations provided with pressure relieve disc.
- Rechargeable & easy to service.
- Non-conductive agent for electrical use without risk to operator.
- CO<sub>2</sub> gas disappears quickly leaving no residue.
- Swivel horn with no freeze burn, with greater directional control of CO<sub>2</sub> discharge through horn rotation feature.
- 2Kg is available with the 55B Fire rating as efficient as 5Kg unit.


**Ideal Use:** Chemical manufacturing plant, oil rigs, rail yards, warehouses, construction sites, parking garages, airport, boat and docks, and large laboratories.

MODEL NUMBER	NC2	NCS2	NCZ2	NC2A	NC5	NC5X*	NC5A	NCA5X*
Extinguisher Capacity	2 Kg	2 Kg	2 Kg	2 Kg	5 Kg	5 Kg	5 Kg	5 Kg
Propellant	Self Propelling							
Fire Rating	34B	34B	55B	55B	55B	70B	55B	70B
Working Pressure	55-60 Bar @ 25°C							
Maximum Operating Pressure	169 Bar @ 60°C							
Test Pressure	250 Bar							
Total Weight	8.2 Kg	8.3 Kg	8.3 Kg	4.9 Kg	17.5 Kg	17.5 Kg	12.1 Kg	12.1 Kg
Range of Discharge	4-5m	4-5m	4-5m	4-5m	5-6m	5-6m	5-6m	5-6m
Duration of Discharge	8-9 sec	8-9 sec	10-12 sec	10-12 sec	10-12 sec	12-13 sec	10-12 sec	12-13 sec
Hose Length with Nozzle	N/A	N/A	N/A	N/A	750mm	750mm	750mm	750mm
Operating Temperature	-20°C to +60°C							
Cylinder Material	Carbon Steel	Carbon Steel	Carbon Steel	Aluminium	Carbon Steel	Carbon Steel	Aluminium	Aluminium
Height x Diameter (mm)	610x101.6	610x101.6	610x101.6	572x111	760x139.7	760x139.7	698x152	698x152

\* LPCB Approval only



1. Valve / Extn. Lever
2. Safety Pin with Chain
3. Valve Handle
4. Discharge Horn
5. Syphon Tube



# CO<sub>2</sub> PORTABLE FIRE EXTINGUISHERS (AS/NZS 1841.6)

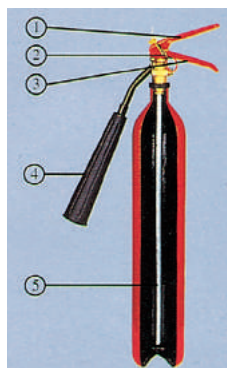
## FEATURES

- Carbon dioxide is a gaseous agent, colourless, odourless / non-toxic and provides rapid knock down of industrial fire.
- It is capable of fighting Class B fire effectively.
- Australian & New Zealand Standard AS/NZS 1841.6, certified by Global-Mark Pty Ltd.
- Aluminum / Carbon Steel Body.
- High quality polyester paint.
- Controlled discharge.
- Brass Nickel plated head valve with simple squeeze operations provided with pressure relieve disc.
- Rechargeable & easy to service.
- Non-conductive agent for electrical use without risk to operator.
- CO<sub>2</sub> gas disappears quickly leaving no residue.
- Swivel horn with no freeze burn, with greater directional control of CO<sub>2</sub> discharge through horn rotation feature.



**Ideal Use:** Chemical manufacturing plant, oil rigs, rail yards, warehouses, construction sites, parking garages, airport, boat and docks, and large laboratories.

MODEL NUMBER	2NAC-AS	2NC-AS	2NC-ASN	2NAC-ASN	3.5NC-AF	3.5NAC-AF	5NAC-AF	5NC-AF
Extinguisher Capacity	2 Kg	2 Kg	2 Kg	2 Kg	3.5 Kg	3.5 Kg	5 Kg	5 Kg
Propellant	Self Propelling							
Fire Rating	2B : E	2B : E	5B : E	5B : E	5B : E	5B : E	5B : E	5B : E
Working Pressure	55 - 60 Bar @ 25°C							
Maximum Operating Pressure	174 Bar @ 60°C							
Test Pressure	250 Bar							
Total Weight	5.8 Kg	8 Kg	8 Kg	4.9 Kg	13.7 Kg	10.5 Kg	12.1 Kg	17.1 Kg
Range of Discharge	4 - 5 Mtr.	4 - 5 Mtr.	4 - 5 Mtr.	4 - 5 Mtr.	4 - 5 Mtr.	4 - 5 Mtr.	5 - 6 Mtr.	5 - 6 Mtr.
Duration of Discharge	10 Sec.	8 Sec.	10 Sec.	10 Sec.	10.9 Sec.	10.62 Sec.	12 Sec.	12 Sec.
Hose Length with Nozzle	N/A	N/A	N/A	N/A	1050 mm	1050 mm	1050 mm	1050 mm
Operating Temperature	-20°C to +60°C							
Cylinder Material	Aluminium	Carbon Steel	Carbon Steel	Aluminium	Carbon Steel	Aluminium	Aluminium	Carbon Steel
Height x Diameter (mm)	572 x 111	610 x 101.6	610 x 101.6	572 x 111	600 x 139.7	590 x 140	698 x 152	760 x 139.7



1. Valve / Extn. Lever
2. Safety Pin with Chain
3. Valve Handle
4. Discharge Horn
5. Syphon Tube





# CO<sub>2</sub> MOBILE FIRE EXTINGUISHERS

## PRODUCT DESCRIPTION

NAFFCO Mobile CO<sub>2</sub> fire extinguishers are characterized by their high performance and simple method of operation. They are suitable for fires involving flammable liquids, gases

and electrical equipment. Effective for Class B, C & E. Suitable for Class B fire risks.



## FEATURES

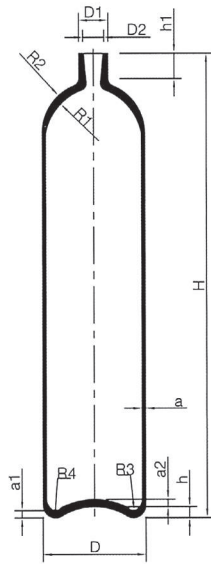
- The Fire Extinguishers are designed to comply with the specifications and requirements of BSEN 1866-1.
- Kitemark approved.
- High-grade brass head valve ensures reliability and optimizes efficiency.
- Discharge outlet is controlled by High Pressure Ball Valve.
- High gloss polyester powder painted UV stabilized

after shot blasting ensures corrosion resistance under extreme conditions.

- Safety valve is fitted in each extinguisher for maximum safety.
- Discharge nozzle designed to produce a jet of extinguishing gas.

MODEL NUMBER	NTC 10X	NTC 30X
Extinguisher Capacity	10 Kg	30 Kg
Fire Rating	70B	113B
Working Pressure	55 - 60 Bar @ 25°C	55 - 60 Bar @ 25°C
Maximum Working Pressure	169 Bar @ 60°C	169 Bar @ 60°C
Test Pressure	250 Bar	250 Bar
Total Height & Width	1,435 x 440 mm	1,095 x 675 mm
Total Weight	52 Kg	125 Kg
Range of Discharge	6-8 m	6-8 m
Duration of Discharge	19 - 21 sec	42 - 45 sec
Operating Temperature	-20°C to +60°C	-20°C to +60°C
Propellant	Self Propellant	Self Propellant
Hose Size & Length	Bore 3/8" x 5m	Bore 3/8" x 5m
Cylinder Material	Carbon Steel	Carbon Manganese Steel

# CO<sub>2</sub> HIGH PRESSURE CYLINDERS



## PRODUCT DESCRIPTION

NAFFCO'S CO<sub>2</sub> cylinders are manufactured for fire fighting extinguishers.

They are manufactured with carbon steel seamless pipes conforming to DIN 2448/1629 standards of grade ST 52.0. Made by automatic CNC forming machines to required sizes, the cylinders are designed and manufactured to comply with BS EN ISO 9809-1:2010 standards.

## FEATURES

- Compliance to 97/23/EC (PED) 0086 (0036) is certified by M/sTUV, Sudddeutschland, Germany
- The inlet thread size is made to meet BS EN3-9 standards using W 28.8 x 14 TPI tap
- Each cylinder is subjected to heat treatment to meet the design criteria for mechanical properties
- Each cylinder is shot blasted to SA 2-1/2 grade and painted in RED
- 2 kg and 5 kg capacity cylinders compliance to council directive 97/23/EC (PED) and Statutory instrument 1999 No.2001 is certified by BSI (0086)

DIMENSIONS OF CYLINDERS IN MM					
Capacity	2 Kg	3 Kg	5 Kg	6 Kg	10 Kg
D	101.60	139.70	139.70	139.70	139.70
D1	36.00	40.00	40.00	40.00	40.00
D2	TAP (W 28.8x14 TPI)*				
H	520 <sup>+10.0</sup> <sub>-0.0</sub>	435 <sup>+10.0</sup> <sub>-0.0</sub>	660 <sup>+10.0</sup> <sub>-0.0</sub>	740 <sup>+10.0</sup> <sub>-0.0</sub>	1155 <sup>+10.0</sup> <sub>-0.0</sub>
h	9.5 min	15 min	15 min	15 min	15 min
hi	32.00	34.00	34.00	34.00	34.00
a1	8 min	10.0 min	10.0 min	10.0 min	10.0 min
a2	8 min	10.0 min	10.0 min	10.0 min	10.0 min
a'	4.00	5.00	5.00	5.00	5.00
R1	50.8	79.85	79.85	79.85	79.85
R2	74	69.85	69.85	69.85	69.85
R3	7 min	8.5 min	8.5 min	8.5 min	8.5 min
R4	13.5 min	17 min	17 min	17 min	17 min

Note: Reference Standard 97/23/EC

MECHANICAL PROPERTIES MATERIAL DATA		
Yield Strength	Re min.	450 N/mm <sup>2</sup>
Tensile Strength	Re min.	600 N/mm <sup>2</sup>
Tensile Strength	Rmmax.	700 N/mm <sup>2</sup>
Elongation	A min.	14%
Test Pressure	Ph	250 Bar

# DRY POWDER FIRE EXTINGUISHERS (UL LISTED)

## PRODUCT DESCRIPTION

NAFFCO stored pressure type dry powder extinguishers are characterised by their high performance, simple method of operation and rapid fire knock down capability. They are suitable for tackling fires involving freely burning materials,

petrol, oil, gas and electrical equipment. They are ideal for vehicle & marine risks. NAFFCO ABC powder extinguishers contain high performance powder and are one of the most powerful powder extinguishers in the world.



## FEATURES

- ABC Dry Chemical is a multipurpose extinguishing agent that is suitable for use on Class A, Class B and Class C fires.
- TYPICAL USES: For public areas such as offices, classrooms, parking garages, and hotel/motel assembly halls and guest areas. For businesses such as retail stores, light manufacturing facilities, research facilities, auto dealerships, vehicle/ aircraft/marine service centers, and

- manufacturing processes such as painting, dipping, and coating.
- Not suitable for use on fires involving cooking oil and grease. Not recommended for use on sensitive electronic equipment or aircraft structure.
- Dry Powder Extinguishers are USCG approved (Marine Application)

MODEL NUMBER	N 05LP	N 10LP	N 20LP
Agent Capacity	5 lb. (2.27 Kg)	10 lb. (4.54 Kg)	20 lb. (9.07 Kg)
UL Rating	2-A:20-B:C	4-A:80-B:C	10-A:120-B:C
Discharge Time	14 Sec	22 Sec	27 Sec
Range (FT/M)	12-18 / 3.7-5.5	15-21 / 4.6-6.4	15-21 / 4.6-6.4
Operating Pressure	195 psi (1344 kPa)	195 psi (1344 kPa)	195 psi (1344 kPa)
Minimum Operating Temperature	-65°F	-65°F	-65°F
Bracket	Wall	Wall	Wall
USCG Approval	Type A size II, Type B:C size I	Type A size II, Type B:C size II	Type A size II, Type B:C size III
Ship Weight	10 lb. (4.5Kg)	18.25 lb. (8.3 Kg)	33.5 lb. (15.2 Kg)
Unit Height	16.375 in (41.6 cm)	21 in (53.3 cm)	21.25 in (53.8 cm)
Unit Width	7.25 in (18.4 cm)	7.75 in (19.7 cm)	8.75 in (22.2 cm)
Unit Diameter	4.25 in (10.8 cm)	5.125 in (13 cm)	7.5 in (19.1 cm)

# ABC DRY POWDER PORTABLE FIRE EXTINGUISHERS



0086



0086



## FEATURES

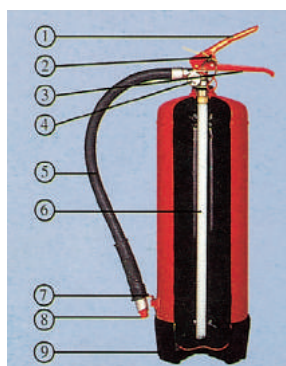
- Monoammonium phosphate based dry chemical agent. Capable of fighting Class A, B, C and E fires.
- Kitemark / LPCB certified to BS EN3.
- Cylinders compliance to council directive 97/23/EC (PED) and Statutory instrument 1999 No.2001 is certified by BSI (0086).
- Certified by BSI under marine equipment directive.
- High quality polyester paint.
- Controlled discharge.
- Brass nickel plated head valve with simple squeeze operation.
- Unique gauge testing system.
- Unique colour coded handle and base (optional).
- Rechargeable and easy to service.
- Choice of capacity from 1 to 12 Kg.

**Ideal Use:** Houses, office, buildings, warehouses, farms, wood working area etc.

**\*Note:** Not recommended for use on expensive and delicate equipment like computers, etc.

MODEL NUMBER	NP1	NP2	NP3	NP4	NP6	NP9	NP12
Extinguisher Capacity	1 Kg	2 Kg	3 Kg	4 Kg	6 Kg	9 Kg	12 Kg
Propellant	95% Nitrogen + 5% Helium						
Fire Rating	8A 34B	13A 70B	21A 89B	21A 113B	34A 183B	43A 233B	55A 233B
Working Pressure	14 Bar	14 Bar	14 Bar	15 Bar	15 Bar	15 Bar	15 Bar
Maximum Operating Pressure	18.5 Bar @ 60°C						
Test Pressure	30 Bar						
Total Weight	1.8 Kg	3.7 Kg	5.8 Kg	7.5 Kg	10 Kg	14 Kg	17.8 Kg
Range of Discharge	4-5m	5-7m	6-7m	7-8m	6-8m	6-8m	6-8m
Duration of Discharge	7-9 sec	10-12 sec	11-12 sec	13-15 sec	18-20 sec	22-24 sec	28-30 sec
Hose Length with Nozzle	N/A	N/A	395mm	457mm	534mm	534mm	617mm
Operating Temperature	-20°C to +60°C						
Cylinder Material	CRCA Steel						
Height x Diameter (mm)	337 x 78	385 x 110	420 x 132	408 x 150	520 x 150	515 x 185	620 x 185

*\*High Fire Rating Using Special ABC Powder*



1. Valve / Extn. Lever
2. Safety Pin with Chain
3. Valve Handle
4. Pressure Gauge
5. Discharge Hose
6. Syphon Tube
7. Hose Holder
8. Discharge Nozzle
9. PVC Base





# ABC DRY POWDER PORTABLE FIRE EXTINGUISHERS (AS/NZS 1841.5)

## FEATURES

- Monoammonium phosphate based dry chemical agent. Capable of fighting Class A, B, C and E fires.
- Australian & New Zealand Standard AS/NZS 1841.5, certified by Global-Mark Pty Ltd.
- High quality polyester paint.
- Controlled discharge.
- Brass nickel plated head valve with simple squeeze operation.
- Unique gauge testing system.
- Unique colour coded handle and base (optional).
- Rechargeable and easy to service.



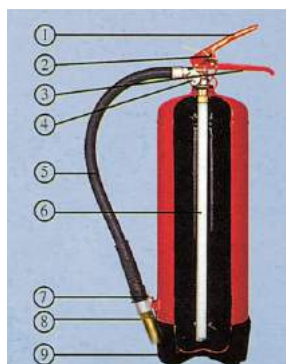
Global-Mark



**Ideal Use:** Houses, office, buildings, warehouses, farms, wood working area etc.

**\*Note:** Not recommended for use on expensive and delicate equipment like computers, etc.

MODEL NUMBER	1NP-A	2.1NP-A	3NP-A	4.5NP-A
Extinguisher Capacity	1 Kg	2.1 Kg	3 Kg	4.5 Kg
Propellant	95% Nitrogen + 5% Helium			
Fire Rating	1A:20B:E	2A:20B:E	3A:30B:E	4A:60B:E
Working Pressure	10 Bar	13.5 Bar	13.5 Bar	13.5 Bar
Maximum Operating Pressure	18.5 Bar @ 60°C			
Test Pressure	30 Bar			
Total Weight	2.5 Kg	4.3 kg	5.95 Kg	8.15 Kg
Range of Discharge	4 - 5 Mtr.	5 - 7 Mtr.	6 - 7 Mtr.	7 - 8 Mtr.
Duration of Discharge	8 Sec.	11 - 14 Sec.	13 -14 Sec.	16 - 18 Sec.
Hose Length with Nozzle	N/A	365 mm	435 mm	465 mm
Operating Temperature	-20°C to +60°C			
Cylinder Material	CRCA Steel			
Height x Diameter (mm)	337 x 78	385 x 110	420 x 132	408 x 150



1. Valve / Extn. Lever
2. Safety Pin with Chain
3. Valve Handle
4. Pressure Gauge
5. Discharge Hose
6. Syphon Tube
7. Hose Holder
8. Discharge Nozzle
9. PVC Base



# ABC DRY POWDER MOBILE FIRE EXTINGUISHER

## PRODUCT DESCRIPTION

NAFFCO Mobile stored pressure ABC Dry powder extinguishers are characterized by their high performance and simple method of operation. The ABC Dry powder Mobile type extinguisher contains high performance powder and thus has achieved highest fire rating.

They are suitable for multipurpose application of fires involving free burning materials, flammable liquids, flammable gases and electrical equipment.

Effective for Class A, B, C & Electrical fires.



## FEATURES

- The fire extinguishers are designed to comply all the specification requirements of BS EN 1866-1.
- Kitemark & LPCB approved for different capacity extinguishers.
- Highest fire rating due to high performance ABC powder.
- Ready for instant use and simple to operate.
- Fully controlled and easy operation by rust free brass valve.
- Cart and cylinder are made of rugged steel and welded to meet extreme use conditions.
- Easily transportable & Field rechargeable.
- Highly visible pressure-indicating gauge.
- Externally coated by Electrostatic powder painting after shot blasting ensures maximum corrosion resistance.
- Brass nickel plated head valve with simple lever operation.

MODEL NUMBER	NTP25	NTP50	NTP100
Extinguisher capacity	25 Kg	50 Kg	100 Kg
Fire Rating	IIB	IVB	IVB
Working Pressure	18 Bar	18 Bar	18 Bar
Maximum Working Pressure	22 Bar	22 Bar	22 Bar
Test Pressure	32 Bar	32 Bar	32 Bar
Total Height & Width	990 x 500 mm	1060 x 550 mm	1050 x 650 mm
Total Weight	Approx. 63 Kg	Approx. 100 Kg	Approx. 172 Kg
Range of Discharge	7-9m	7-9m	8-9m
Duration of Discharge	25-30 Sec	47-55 Sec	85-90 Sec
Operating Temperature	-20°C to +60°C	-20°C to +60°C	-20°C to +60°C
Propellant	Nitrogen	Nitrogen	Nitrogen
Hose size & Length	16mm x 5 mtr	16mm x 5 mtr	16mm x 7 Mtr
Cylinder Material	Hot rolled Annealed steel plate		

# WATER PORTABLE FIRE EXTINGUISHERS

## PRODUCT DESCRIPTION

NAFFCO stored pressure and cartridge operated water extinguishers are characterised by their high performance, and simple method of operation ideal for tackling freely

burning materials such as paper, cloth, wood and furniture. These are good general purpose fire extinguishers and widely used for their cost effectiveness.



0086



0086



## FEATURES

- Water, a liquid agent only recommended for fighting Class A Fire.
- Kitemark / LPCB certified to BS EN3.
- Cylinders compliance to council directive 97/23/EC (PED) and Statutory instrument 1999 No.2001 is certified by BSI (0086).
- Certified by BSI under marine equipment directive.
- High quality external polyster paint.
- Thermoplastic internal coating to prevent corrosion.
- Spray nozzle to provide high fire rating.
- Controlled discharge.
- Brass nickel chrome plated head valve with simple squeeze operation.
- Unique gauge testing system.
- Unique colour code handle and base (Optional).
- Rechargeable and easy to service.

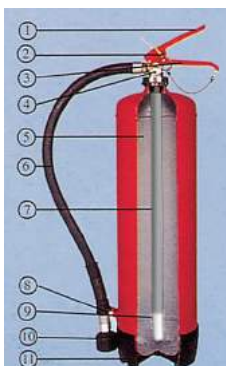
**Ideal Use:** Schools, Theaters, Apartments, Offices and Dry Goods Store.

**\*Note:** Water based Extinguishers are not suitable for life involving electrical risk.

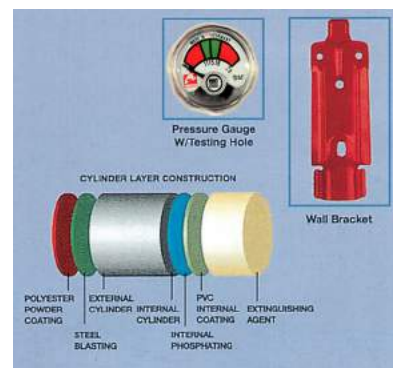
## WATER FIRE EXTINGUISHER - STORED PRESSURE / EXTERNAL CARTRIDGE TYPE

MODEL NUMBER	NW 6	NW 6X	NWN16	NW N6	NW 9	NW N9	NWNI 9	NWA 9	NW 9X	NWC 6X*	NWC 9X*
Extinguisher Capacity	6 Ltr	6 Ltr	6 Ltr	6 Ltr	9 Ltr	9 Ltr	9 Ltr	9 Ltr	9 Ltr	6 Ltr	9 Ltr
Propellant	95% Nitrogen + 5% Helium									CO2	
Fire Rating	13A	13A	13A	13A	21A	13A	13A	21A	21A	13A	21A
Working Pressure	14 Bar										
Maximum Operating Pressure	18.5 Bar @ 60°C										
Test Pressure	30 Bar										
Total Weight	11.5 Kg	11.5 Kg	11.5 Kg	11.5 Kg	15.5 Kg	15.5 Kg	15.5 Kg	14.5 Kg	15.5 Kg	12.5 Kg	17 Kg
Range of Discharge	6m	6m	6m	6-7m	6-7m	7-8m	7-8m	7-8m	7-8m	6m	7-8m
Duration of Discharge	22-25 sec	25-27 sec	22-25 sec	22-28 sec	30-32 sec	32-35 sec	32-35 sec	32-35 sec	35-38 sec	18-20 sec	35-40 sec
Hose Length with Nozzle	680mm										
Operating Temperature	+5°C to +60°C										
Cylinder Material	CRCA Steel Sheet										
Height x Diameter (mm)	625x150	625x150	625x150	625x150	630x185	630x185	630x185	630x185	630x185	630x185	630x185

\*LPCB Approval only, External Cartridge Operated.



1. Valve/Extn. Lever
2. Safety Pin with Chain
3. Valve Handle
4. Pressure Gauge
5. PVC Internal Coating
6. Discharge Hose
7. Syphon Tube
8. Hose Holder
9. Filter
10. Discharge Nozzle
11. PVC Base



# WATER PORTABLE FIRE EXTINGUISHERS (AS/NZS 1841.2)


## FEATURES

- Water, a liquid agent only recommended for fighting Class A Fire.
- Australian & New Zealand Standard AS/NZS 1841.2, certified by Global-Mark Pty Ltd.
- High quality external polyester paint.
- Thermoplastic internal coating to prevent corrosion.
- Spray nozzle to provide high fire rating.
- Controlled discharge.
- Brass nickel chrome plated head valve with simple squeeze operation.
- Unique gauge testing system.
- Unique colour code handle and base (Optional).
- Rechargeable and easy to service.

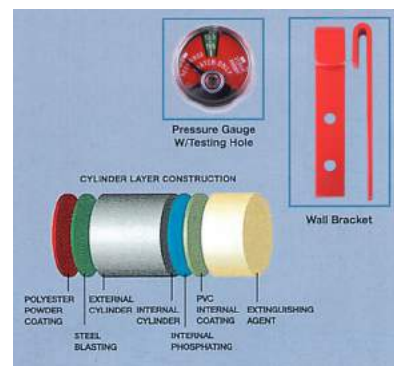


**Ideal Use:** Schools, Theaters, Apartments, Offices and Dry Goods Store.  
**\*Note:** Water based Extinguishers are not suitable for life involving electrical risk.

MODEL NUMBER	9-NW-A
Extinguisher Capacity	9 Ltr
Propellant	95% Nitrogen + 5% Helium
Fire Rating	2A
Working Pressure	13.5 Bar
Maximum Operating Pressure	18.5 Bar @ 60°C
Test Pressure	30 Bar
Total Weight	11.5kg
Range of Discharge	6 -7 Mtr.
Duration of Discharge	43 Sec.
Hose Length with Nozzle	680mm
Operating Temperature	+5°C to +60°C
Cylinder Material	CRCA Steel Sheet
Height x Diameter (mm)	630x185



1. Valve/Extn. Lever
2. Safety Pin with Chain
3. Valve Handle
4. Pressure Gauge
5. PVC Internal Coating
6. Discharge Hose
7. Syphon Tube
8. Hose Holder
9. Filter
10. Discharge Nozzle
11. PVC Base





# FOAM PORTABLE FIRE EXTINGUISHERS

## PRODUCT DESCRIPTION

NAFFCO stored pressure and cartridge operated foam extinguishers are multipurpose, ideal for fires involving

volatile liquids and freely burning materials such as paper, cloth, wood and furniture.

Suitable for Class A and Class B fire risks.



0086



0086



## FEATURES

- AFFF (6%) Synthetic Aqueous Film - Forming Foam Agent capable of fighting Class A, B fires.
- Kitemark / LPCB certified to BS EN3.
- Cylinders compliance to council directive 97/23/EC (PED) and Statutory instrument 1999 No.2001 is certified by BSI (0086).
- Certified by BSI under marine equipment directive.
- High quality external polyster paint.

- Thermoplastic internal coating to prevent corrosion.
- Spray nozzle to provide high fire rating.
- Controlled discharge.
- Brass nickel chrome plated head valve with simple squeeze operation.
- Unique gauge testing system.
- Unique colour code handle and base (Optional).
- Rechargeable and easy to service.

**Ideal Use:** Schools, Theaters, Apartments, Offices and Dry Goods Store.

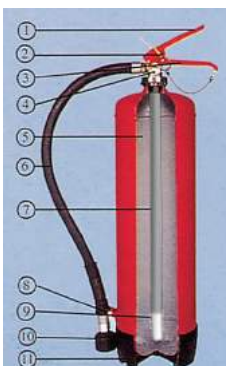
**\*Note:** Water based Extinguishers are not suitable for life involving electrical risk.

## FOAM FIRE EXTINGUISHER

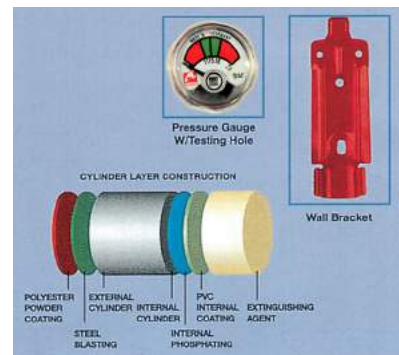
### - STORED PRESSURE / EXTERNAL CARTRIDGE TYPE

MODEL NUMBER	NF 3	NF 3X	NF 6	NFI 6	NF 6X	NF 9	NFI 9	NFA 9	NF 9X	NFC 6X*	NFC 9X*
Extinguisher Capacity	3 Ltr	3 Ltr	6 Ltr	6 Ltr	6 Ltr	9 Ltr	9 Ltr	9 Ltr	9 Ltr	6 Ltr	9 Ltr
Propellant	95% Nitrogen + 5% Helium									CO2	
Fire Rating	8A 70B	8A 70B	21A 144B	21A 144B	21A 144B	21A 183B	21A 183B	21A 183B	27A 183B	27A 144B	34A 233B
Working Pressure	14 Bar										
Maximum Operating Pressure	18.5 Bar @ 60°C										
Test Pressure	30 Bar										
Total Weight	11.5 Kg	11.5 Kg	11.5 Kg	11.5 Kg	15.5 Kg	15.5 Kg	15.5 Kg	14.5 Kg	15.5 Kg	12.5 Kg	17 Kg
Range of Discharge	6m	6m	6m	6-7m	6-7m	7-8m	7-8m	7-8m	7-8m	6m	7-8m
Duration of Discharge	22-25 sec	25-27 sec	22-25 sec	22-28 sec	30-32 sec	32-35 sec	32-35 sec	32-35 sec	35-38 sec	18-20 sec	35-40 sec
Hose Length with Nozzle	680mm										
Operating Temperature	+5°C to +60°C										
Cylinder Material	CRCA Steel Sheet										
Height x Diameter (mm)	625x150	625x150	625x150	625x150	630x185	630x185	630x185	630x185	630x185	630x185	630x185

\*LPCB Approval only, External Cartridge Operated.



1. Valve/Extn. Lever
2. Safety Pin with Chain
3. Valve Handle
4. Pressure Gauge
5. PVC Internal Coating
6. Discharge Hose
7. Syphon Tube
8. Hose Holder
9. Filter
10. Discharge Nozzle
11. PVC Base



# FOAM PORTABLE FIRE EXTINGUISHERS (AS/NZS 1841.4)

## FEATURES

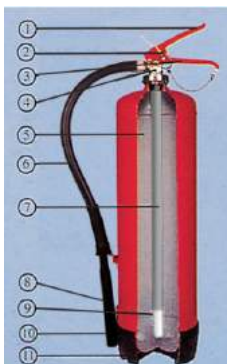
- AFFF (6%) Synthetic Aqueous Film - Forming Foam Agent capable of fighting Class A, B fires.
- Australian & New Zealand Standard AS/NZS 1841.4, certified by Global-Mark Pty Ltd.
- High quality external polyster paint.
- Thermoplastic internal coating to prevent corrosion.
- Spray nozzle to provide high fire rating.
- Controlled discharge.
- Brass nickel chrome plated head valve with simple squeeze operation.
- Unique gauge testing system.
- Unique colour code handle and base (Optional).
- Rechargeable and easy to service.



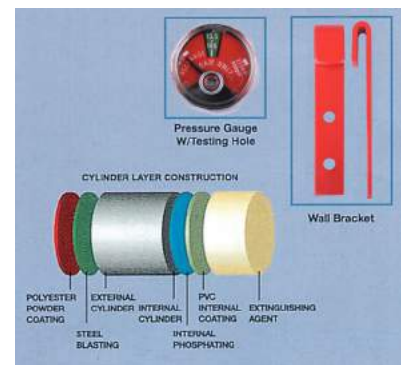
**Ideal Use:** Schools, Theaters, Apartments, Offices and Dry Goods Store.

**\*Note:** Water based Extinguishers are not suitable for life involving electrical risk.

MODEL NUMBER	6-NF-A	9-NF-A
Extinguisher Capacity	6 Ltr	9 Ltr
Propellant	95% Nitrogen + 5% Helium	
Fire Rating	3A 10B	3A 20B
Working Pressure	13.5 Bar	
Maximum Operating Pressure	18.5 Bar @ 60°C	
Test Pressure	30 Bar	
Total Weight	11.5kg	16.5 Kg
Range of Discharge	6 Mtr.	7 - 8 Mtr.
Duration of Discharge	18 Sec.	40 Sec.
Hose Length with Nozzle	680mm	
Operating Temperature	+5°C to +60°C	
Cylinder Material	CRCA Steel Sheet	
Height x Diameter (mm)	610x150	625x185



1. Valve/Extn. Lever
2. Safety Pin with Chain
3. Valve Handle
4. Pressure Gauge
5. PVC Internal Coating
6. Discharge Hose
7. Syphon Tube
8. Hose Holder
9. Filter
10. Discharge Nozzle
11. PVC Base



# FOAM MOBILE FIRE EXTINGUISHERS

## PRODUCT DESCRIPTION

NAFFCO Mobile external cartridge operated foam fire extinguishers are characterized by their high performance and simple method operation. The extinguisher contains high performance extinguishing agent 6% AFFF foam and thus has achieved the highest fire rating.

NAFFCO Mobile Foam extinguishers are most suitable for fires involving flammable liquids and freely burning materials such as paper, cloth and wood.

Effective for Class A & Class B fires.



## FEATURES

- The fire extinguishers are designed to comply with all the specification requirements of BS EN 1866-1.
- Kitemark and LPCB approved for different capacity extinguishers.
- Agent used is AFFF (6%) Synthetic Aqueous film forming foam for effective fire extinguishment.
- Incorporated with high pressure CE approved CO<sub>2</sub> cylinder as propelling agent.
- Ready for instant use and simple to operate.
- Cart and cylinder are made of rugged steel and welded to meet extreme use conditions.
- Easily transportable.
- Externally coated by Electrostatic powder painting after shot blasting ensures maximum corrosion resistance.
- Internally coated by electrostatic block powder using resin for corrosion resistance.
- Large Brass, nickel chrome plated cap for ease during refilling the agent.
- Cylinder assemblies are designed for easy maintenance by mounting it separately on steel frame and thus can be separated by just removing the steel clamps.

MODEL NUMBER	NTFC 50X	NTFC 100X	NTFC 135X
Extinguisher capacity	50 Ltr	100 Ltr	135 Ltr
Fire Rating	IVB	IVB	IVB
Propellant	CO <sub>2</sub>	CO <sub>2</sub>	CO <sub>2</sub>
Working Pressure	14 Bar	14 Bar	14 Bar
Test Pressure	32 Bar	32 Bar	32 Bar
Maximum Working Pressure	18.5 Bar	18.5 Bar	18.5 Bar
Total Weight	112.5 Kg	189 Kg	232 Kg
Range of Discharge	6-8 Mtr	8-10 Mtr	8-10 Mtr
Duration of Discharge	55-65 Sec	110-120 Sec	160-170 Sec
Hose Length	¾" x 5 Mtr	¾" x 7 Mtr	¾" x 7 Mtr
Operating Temperature	+5°C to +60°C	+5°C to +60°C	+5°C to +60°C
Cylinder Material	Hot Rolled annealed steel plate		
Extinguisher Height & Width (mm)	1065 x 550	1100 x 650	1005 x 700

# WET CHEMICAL FIRE EXTINGUISHERS

## PRODUCT DESCRIPTION

NAFFCO stored pressure type wet chemical extinguishers are used for cooking oil or fat fires where the spray can create a flame almost immediately. Extinguishment happens while the wet chemical agent reacts with oil to form a soap

like film to seal the surface of the oil and cool it down to prevent re-ignition.

Suitable for Class A and F fire risks.



0086



0086



## FEATURES

- Water, a liquid agent only recommended for fighting Class F & A Fire.
- Kitemark / LPCB certified to BS EN3.
- Cylinders compliance to council directive 97/23/EC (PED) and Statutory instrument 1999 No.2001 is certified by BSI (0086).
- Certified by BSI under marine equipment directive.
- High quality polyester paint.
- Internally coated by thermoplastic coating powders blend

**Ideal Use:** Commercial kitchens in connection with NAFFCO Pre-engineered Hood Systems.


**\*Caution:** Don't use on electrical fire.

of polyolefin to prevent corrosion.

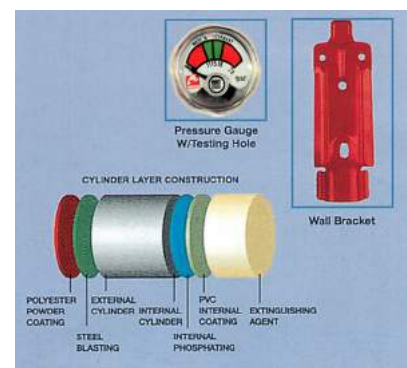
- Fire mist spray to prevent grease splashing.
- Brass nickel chrome plated head valve with simple squeeze operation.
- Unique gage testing system.
- Unique color code handle and base (optional).
- Rechargeable and easy to service.
- Passed 35K electrical conductivity test.

MODEL NUMBER	NKE 2*	NKE 3X / NKE 3	NKE 6
Extinguisher Capacity	2 Ltr	3 Ltr	6 Ltr
Propellant	95% Nitrogen + 5% Helium		
Fire Rating	5F	8A25F	13A75F
Working Pressure	10 Bar	10 Bar	10 Bar
Maximum Operating Pressure	11.5 Bar @ 60°C	11.5 Bar @ 60°C	11.5 Bar @ 60°C
Test Pressure	30 Bar	30 Bar	30 Bar
Total Weight	4.4 Kg	7.2 Kg	12.5 Kg
Range of Discharge	1m	1m	1m
Duration of Discharge	40-45 sec	30-35 sec	50-55 sec
Hose Length with Nozzle	N/A	610mm	610mm
Operating Temperature	+5°C to +60°C	+5°C to +60°C	+5°C to +60°C
Height x Diameter (mm)	420x110	505x185	420x1324
Cylinder Material	CRCA Sheet		

\*LPCB Approval only.



1. Valve/Extn. Lever
2. Discharge Hose
3. Safely Pin with Chain
4. Valve Handle
5. Pressure Gauge
6. Hose Holder
7. Syphon Tube
8. PVC Internal Coating
9. Filter
10. Discharge Nozzle
11. PVC Base





# WET CHEMICAL FIRE EXTINGUISHERS (AS/NZS 1841.3)


## FEATURES

- Australian & New Zealand Standard AS/NZS 1841.3, certified by Global-Mark Pty Ltd.
- High quality polyester paint.
- Internally coated by thermoplastic coating powders blend of polyolefin to prevent corrosion.
- Fire mist spray to prevent grease splashing.
- Brass nickel chrome plated head valve with simple squeeze operation.
- Unique gage testing system.
- Unique color code handle and base (optional).
- Rechargeable and easy to service.

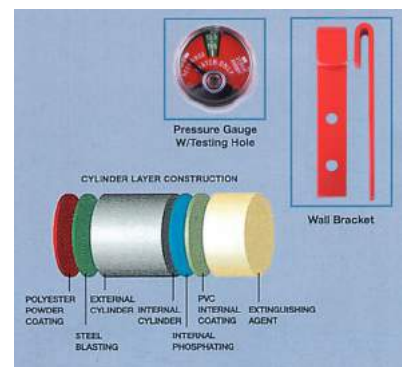


**Ideal Use:** Commercial kitchens in connection with NAFFCO Pre-engineered Hood Systems.  
**\*Caution:** Don't use on electrical fire.

MODEL NUMBER	2-NKE-A	7-NKE-A
Extinguisher Capacity	2 Ltr	7 Ltr
Propellant	95% Nitrogen + 5% Helium	95% Nitrogen + 5% Helium
Fire Rating	4F	4F
Working Pressure	10 Bar	10 Bar
Maximum Operating Pressure	11.5 Bar @ 60°C	11.5 Bar @ 60°C
Test Pressure	30 Bar	30 Bar
Total Weight	5 Kg	14.3 Kg
Range of Discharge	1 Mtr.	1 Mtr.
Duration of Discharge	35 Sec.	91 Sec.
Hose Length with Nozzle	420 mm	797 mm
Operating Temperature	+5°C to +60°C	+5°C to +60°C
Height x Diameter (mm)	403x110	515x185
Cylinder Material	CRCA Sheet	



1. Valve/Extn. Lever
2. Discharge Hose
3. Safely Pin with Chain
4. Valve Handle
5. Pressure Gauge
6. Hose Holder
7. Syphon Tube
8. PVC Internal Coating
9. Filter
10. Discharge Nozzle
11. PVC Base



# CLEAN AGENT FIRE EXTINGUISHERS (UL LISTED)

## PRODUCT DESCRIPTION

NAFFCO UL Listed Clean Agent fire extinguishers (HALOTRON) is a clean, non-conductive gaseous agent that is an excellent

replacement for Halon 1211 extinguishers. Clean Agent is suitable for use on Class A, Class B, and Class C fires.



## FEATURES

- Residue-free Hydrochlorofluorocarbon gas agent pressurized with argon.
- Typically used for protecting sensitive electronic equipment in offices, classrooms, churches, parking garages and hotel/motel assembly halls and guest areas.
- Also used for protecting sensitive electronic equipment in businesses such as retail stores, light manufacturing facilities, research facilities, auto dealerships, vehicle/ aircraft/marine service centers, and manufacturing processes such as painting, dipping, and coating.
- Not suitable for use on fires involving cooking oil and grease. Recommended for use on sensitive electronic equipment.
- Clean Agent Extinguishers are USCG Approved (Marine Application)

MODEL NUMBER	N 05L FSA*/ N 05L FSB**	N 05L HSA***	N 11L SA*/ N 11L SB**	N 15L SA*/ N 15L SB**
Agent Capacity	5 lb. (2.27 Kg)	5.5 lb. (2.49 Kg)	11 lb. (5 Kg)	15.5 lb. (7.03 Kg)
UL Rating	5-B:C	5-B:C	1-A:10-B:C	2-A:10-B:C
Discharge Time	9 Sec	9 Sec	9 Sec	13 Sec
Range (FT/M)	9-15/2.7-4.5	9-15 / 2.7-4.5	9-15 / 2.7-4.5	12-18 / 3.7-5.5
Operating Pressure	100 psi (689 kPa)	100 psi (689 kPa)	100 psi (689 kPa)	125 psi (862 kPa)
Operating Temperature Range	-40°F to +120°F	-40°F to +120°F	-40°F to +120°F	-40°F to +120°F
Bracket	Wall	Wall	Wall	Wall
USCG Approval (Marine Application)	Type B:C size I	Type B:C size I	Type B:C size I	Type B:C size II
Ship Weight	9.25 lb. (4.2Kg)	10.0 lb. (4.5 Kg)	21.25 lb. (9.6 Kg)	25.75 lb. (11.75 Kg)
Unit Height	16.375 in (41.6 cm)	16.375 in (41.6 cm)	17.5 in (44.5 cm)	17.5 in (44.5 cm)
Unit Width	6.5 in (16.5 cm)	6.5 in (16.5 cm)	8.625 in (21.9 cm)	8.625 in (21.9 cm)
Unit Diameter	4.25 in (10.8 cm)	4.25 in (10.8 cm)	7 in 17.8 cm)	7 in 17.8 cm)

\* Aluminum Head valve

\*\* Brass Head valve

\*\*\* Aluminum head valve with discharge hose

# CLEAN AGENT FIRE EXTINGUISHERS

## PRODUCT DESCRIPTION

NAFFCO clean agent extinguishers have an effective extinguishing action, environmentally acceptable and excellent alternative for Halon 1211. Clean Agent (HFC-

236fa) is a non corrosive, electrically non conductive and free of residue. It is ideally suited for protecting high value equipment.



## FEATURES

- LPCB Approved for different capacity of extinguishers.
- Safe for People: It is indented for use as a streaming agent providing a gas concentration sufficient to extinguish a fire. It is safe for use in occupied spaces.
- Safe for Assets: It is electrically non conductive, non corrosive, and free of residue. As a gaseous agent, it targets the flame and extinguishes the fire. Operations can resume quickly, particularly if early detection methods are in use.
- Safe for the Environment: It does not contain chlorine or bromine, and has zero ozone depletion potential like many fluoride-based gases, HFC-236fa has some global

- warming potential.
- Clean Agent Hexafluoropropane Gas based Extinguishing Agent capable of fighting class A, B, C and Electrical fires effectively.
- Low in toxicity.
- Standard compliance BSEN3.
- High Performance Extinguishing Agent.
- High Quality external Polyester Paint to avoid corrosion
- Brass Nickel plated head valve with simple squeeze operation.
- Rechargeable & easy to service.

MODEL NUMBER	NHFC-4	NHFC-6	NHFC-9	NHFC-12
Extinguisher Capacity	4 Kg	6 Kg	9 Kg	12 Kg
Propellant	95% Nitrogen + 5% Helium			
Fire Rating	34B C	5A 55B C	5A 70B C	13A 70B C
Working Pressure	15 Bar	15 Bar	15 Bar	15 Bar
Maximum Operating Pressure	21 bar @ 60°C			
Test Pressure	30 Bar			
Total Weight	7.3 Kg	10.3 Kg	13.8 Kg	17.9 Kg
Range of Discharge	4 - 5 m	4 - 5 m	4 - 5 m	4 - 5 m
Duration of Discharge	14 - 16 Sec	20 - 22 Sec	23 - 26 Sec	38 - 40 Sec
Operating Temperature	-20°C to 60°C			
Cylinder Material	CRCA Steel Sheet			
Hose Length with Nozzle	530 mm	620 mm	595 mm	685 mm
Height x Diameter (mm)	425 x 150	525 x 150	530 x 184	620 x 184

# SEMI-RIGID REEL HOSE


## PRODUCT DESCRIPTION

NAFFCO semi-rigid reel hoses are suitable for use in fixed fire fighting system. The hoses are available in sizes of 19 mm and 25 mm inside diameter. The hoses are flexible so that it can be rolled and kept on a drum.

The hose are intended for use at a maximum working pressure of 12 bar (1.2 MPa) and temperature range of

-20°C to +60°C at ambient temperature condition in non aggressive or non-corrosive atmosphere.

The semi-rigid reel hoses are manufactured to comply with BSEN 694:2001 standards.



## FEATURES

- Materials for inner lining and cover of hose are plasticized PVC compound
- High tensile textile polyester yarn is used for reinforcement of hose.

SPECIFICATION	
Hose Classification	Type A, Class 2
Color of Hose	Red
Bore	19mm      25mm
Length of Hose	40m
Hydrostatic Properties	
Maximum Working Pressure	12 Bar
Proof Pressure	24 Bar
Burst Pressure	42 Bar



# FIRE HOSE REEL WITH SEMI-RIGID HOSE

## PRODUCT DESCRIPTION

NAFFCO fire hose reels provide a very effective fire fighting facility with a continuous supply of water available immediately. The construction and performance of a fire hose reel with semi-rigid hose ensures suitable installation in buildings and other construction works for use by the

occupants. The fire hose reels are manufactured in both manual and automatic versions to comply to BS EN 671-1:2012 standard with semi-rigid hose complying with EN 694:2001 standards.



## FEATURES

- BSI Kitemark and LPCB certified.
- The fire hose reels are capable of rotating in one plane (fixed type) or rotating in more than one plane with mounting on one of the following: swinging arm, swinging pipe or swinging door in manual and automatic version.
- The automatic fire hose reels will open fully within 3 revolutions of the reel.
- The nozzle have SHUT, JET and SPRAY control settings.

- The minimum flow rate of hose reels in JET and SPRAY setting is 41 L/MIN. at 0.6 MPa (6 bar) pressure and setting in chrome plated rotary nozzle is 53Lpm at 0.6 Mpa (6 bar) pressure.
- The effective throw range of discharge at 0.2 MPa (2 bar) pressure is 10 mtrs. in JET setting.
- The reel discs are painted RED with printed user instructions.

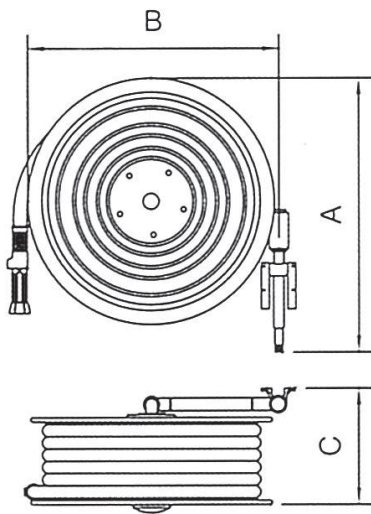
## OPERATING INSTRUCTIONS

### AUTOMATIC HOSE REELS

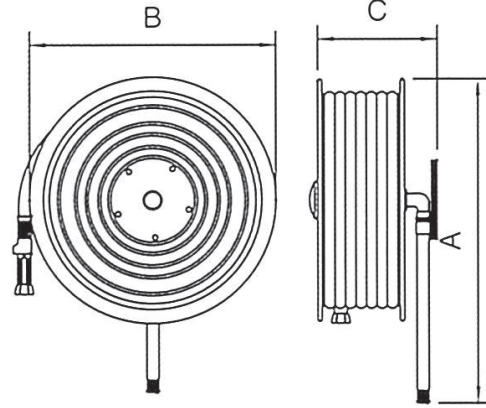
- Pull out the hose and then water flow will start within 3 rotations.
- Open nozzle, adjust to spray or jet as required.
- Aim nozzle at base of fire.
- After use, close the nozzle and rewind the hose, ensuring that it is properly wound around the hose reel (not overlapping side plates). Open the nozzle to drain water from the hose and then close the nozzle on completion.

### MANUAL HOSE REELS

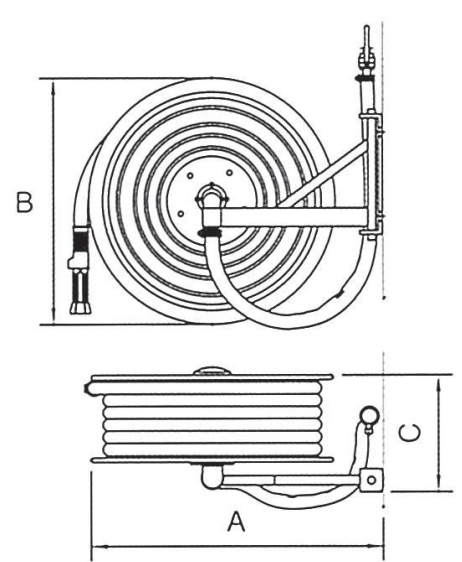
- Open the main valve fully.
- Pull out the hose.
- Open nozzle, adjust to spray or jet as required.
- Aim nozzle at base of fire.
- After use, close the nozzle, turn off the main valve, rewind the hose, ensuring that it is properly wound around the hose reel (not overlapping the side plates). Open the nozzle to drain water from the hose and then close the nozzle on completion.



SWINGING PIPE TYPE



FIXED TYPE



SWINGING ARM TYPE

### FIRE HOSE REEL ASSEMBLY

Type	Model No.	Hose Diameter & Length	Reel Height (A in mm)	Reel Width (B in mm)	Reel Depth (C in mm)
Swinging Arm (Plastic Nozzle)	19 NFH-020M/SS	19mm (¾") & 30m	645	550	205
Cabinet Mounted Manual (Brush / Mirror Finish)	25 NFH-020M/SS	25mm (1") & 30m	645	550	235
Swinging Arm (Brass chrome plated rotary Nozzle)	19 NFH-020M/SS-B	19mm (¾") & 30m	645	550	205
Cabinet Mounted Manual (Brush / Mirror Finish)	25 NFH-020M/SS	25mm (1") & 30m	645	550	235
Swinging Arm (Plastic Nozzle)	19 NFH-020M	19mm (¾") & 30m	645	580	205
Cabinet Mounted Manual (Red Painted)	25 NFH-020M	25mm (1") & 30m	645	580	235
Swinging Arm (Brass Chrome Plated Rotary Nozzle)	19 NFH-020M-B	19mm (¾") & 30m	645	580	205
Cabinet Mounted Manual (Red Painted)	25 NFH-020M-B	25mm (1") & 30m	645	580	235
Swinging Arm (Plastic Nozzle)	19 NFH-020A/SS	19mm (¾") & 30m	645	550	235
Cabinet Mounted Automatic (Brush / Mirror Finish)	25 NFH-020A/SS	25mm (1") & 30m	645	550	235
Swinging Arm (Brass Chrome Plated Rotary Nozzle)	19 NFH-020A/SS-B	19mm (¾") & 30m	645	550	235
Cabinet Mounted Automatic (Brush / Mirror Finish)	25 NFH-020A/SS-B	25mm (1") & 30m	645	550	235
Swinging Arm (Plastic Nozzle)	19 NFH-020A	19mm (¾") & 30m	645	580	235
Cabinet Mounted Automatic (Red Painted)	25 NFH-020A	25mm (1") & 30m	645	580	235

Type	Model No.	Hose Diameter & Length	Reel Height (A in mm)	Reel Width (B in mm)	Reel Depth (C in mm)
Swinging Arm (Brass Chrome Plated Rotary Nozzle)	19 NFH-020A-B	19mm (¾") & 30m	645	580	235
Cabinet Mounted Automatic (Red Painted)	25 NFH-020A-B	25mm (1") & 30m	645	580	235
Swinging Pipe (Plastic Nozzle)	19 NFH-030M/SS	19mm (¾") & 30m	665	550	200
Wall Mounted Manual (Brush / Mirror Finish)	25 NFH-030M/SS	25mm (1") & 30m	665	550	245
Swinging Pipe (Brass Chrome Plated Rotary Nozzle)	19 NFH-030M/ SS-B	19mm (¾") & 30m	665	550	200
Wall Mounted Manual (Brush / Mirror Finish)	25 NFH-030M/ SS-B	25mm (1") & 30m	665	550	245
Swinging Pipe (Plastic Nozzle)	19 NFH-030M	19mm (¾") & 30m	665	580	200
Wall Mounted Manual (Red Painted)	25 NFH-030M	25mm (1") & 30m	665	580	245
Swinging Pipe (Brass Chrome Plated Rotary Nozzle)	19 NFH-030M-B	19mm (¾") & 30m	665	580	200
Wall Mounted Manual (Red Painted)	25 NFH-030M-B	25mm (1") & 30m	665	580	245
Swinging Pipe (Plastic Nozzle)	19 NFH-030A/SS	19mm (¾") & 30m	665	550	250
Wall Mounted Automatic (Brush / Mirror Finish)	25 NFH-030A/SS	25mm (1") & 30m	665	550	250
Swinging Pipe (Brass Chrome Plated Rotary Nozzle)	19 NFH-030A/ SS-B	19mm (¾") & 30m	665	550	250
Wall Mounted Automatic (Brush / Mirror Finish)	25 NFH-030A/ SS-B	25mm (1") & 30m	665	550	250
Swinging Pipe (Plastic Nozzle)	19 NFH-030A	19mm (¾") & 30m	665	580	250
Wall Mounted Automatic (Red Painted)	25 NFH-030A	25mm (1") & 30m	665	580	250
Swinging Pipe (Brass Chrome Plated Rotary Nozzle)	19 NFH-030A-B	19mm (¾") & 30m	665	580	250
Wall Mounted Automatic (Red Painted)	25 NFH-030A-B	25mm (1") & 30m	665	580	250
Manual (Plastic Nozzle)	19 NFH-040M/SS	19mm (¾") & 30m	625	550	220
Fixed (Brush / Mirror Finish)	25 NFH-040M/SS	25mm (1") & 30m	625	550	265
Manual (Brass Chrome Plated Rotary Nozzle)	19 NFH-040M/ SS-B	19mm (¾") & 30m	625	550	220
Fixed (Brush / Mirror Finish)	25 NFH-040M/ SS-B	25mm (1") & 30m	625	550	265
Manual (Plastic Nozzle)	19 NFH-040M	19mm (¾") & 30m	625	580	220
Fixed (Red Painted)	25 NFH-040M	25mm (1") & 30m	625	580	265
Manual (Brass Chrome Plated Rotary Nozzle)	19 NFH-040M-B	19mm (¾") & 30m	625	580	220
Fixed (Red Painted)	25 NFH-040M-B	25mm (1") & 30m	625	580	265

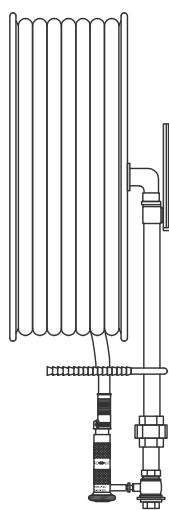
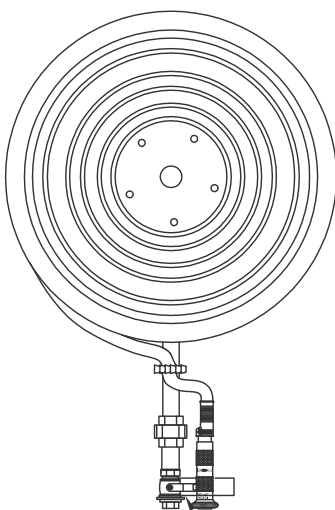
Type	Model No.	Hose Diameter & Length	Reel Height (A in mm)	Reel Width (B in mm)	Reel Depth (C in mm)
Automatic (Plastic Nozzle)	19 NFH-040A/SS	19mm (¾") & 30m	625	550	220
Fixed (Brush / Mirror Finish)	25 NFH-040A/SS	25mm (1") & 30m	625	550	260
Automatic (Brass Chrome Plated Rotary Nozzle)	19 NFH-040A/ SS-B	19mm (¾") & 30m	625	550	220
Fixed (Brush / Mirror Finish)	25 NFH-040A/ SS-B	25mm (1") & 30m	625	550	260
Automatic (Plastic Nozzle)	19 NFH-040A	19mm (¾") & 30m	625	580	220
Fixed (Red Painted)	25 NFH-040A	25mm (1") & 30m	625	580	260
Automatic (Brass Chrome Plated Rotary Nozzle)	19 NFH-040A-B	19mm (¾") & 30m	625	580	220
Fixed (Red Painted)	25 NFH-040A-B	25mm (1") & 30m	625	580	260

## FIRE HOSE REEL WITH SEMI-RIGID HOSE (AS/NZS 1221)

### FEATURES

- Australian & New Zealand Standard AS/NZS 1221, certified by Global-Mark Pty Ltd.
- The fire hose reels are capable of rotating in one plane (fixed type) or rotating in more than one plane with mounting on one of the following: swinging arm, swinging pipe or swinging door in manual and automatic version.
- The automatic fire hose reels will open fully within 3 revolution of the reel.

- The nozzle has SHUT, JET and SPRAY control settings.
- The minimum flow rate of hose reels in JET and SPRAY setting at 220 kpa pressure; for 13mm nozzle is 0.24 L/S, for 19mm nozzle is 0.45 L/S and for 25mm nozzle is 0.55 L/S.
- The effective throw range of discharge at 0.2 MPa (2 bar) pressure is 10 mtrs. in JET setting.
- The reel discs are painted RED with printed user instructions.



Global-Mark



Type	Model No.	Hose Diameter & Length
30m Cabinet Manual	NFHA-C13M	Length:30m, Diameter: 13mm, Nozzle: Metal Twist Off/Jet
30m Cabinet Automatic	NFHA-C-19A	Length:30m, Diameter: 19mm, Nozzle: Metal Twist Off/Jet/Spray
36m Cabinet Automatic	NFHA-C-19A 36	Length:36m, Diameter: 19mm, Nozzle: Metal Off/Jet/Spray
30m Cabinet Manual	NFHA-C19M	Length:30m, Diameter: 19mm, Nozzle: Metal Off/Jet/Spray
36m Cabinet Manual	NFHA-C19M 36	Length:36m, Diameter: 19mm, Nozzle: Metal Twist Off/Jet/Spray
30m Cabinet Automatic	NFHA-C25A	Length:30m, Diameter: 25mm, Nozzle: Metal Twist Off/Jet/Spray
30m Cabinet Manual	NFHA-C25M	Length:30m, Diameter: 25mm, Nozzle: Metal Twist Off/Jet/Spray
30m Fixed	NFHA-F-13M	Length:30m, Diameter: 13mm, Nozzle: Metal Twist Off/Jet
30m Automatic Fixed	NFHA-F-19A	Length:30m, Diameter: 19mm, Nozzle: Metal Twist Off/Jet/Spray
36m Automatic Fixed	NFHA-F-19A 36	Length:36m, Diameter: 19mm, Nozzle: Metal Twist Off/Jet/Spray
30m Fixed	NFHA-F-19M	Length:30m, Diameter: 19mm, Nozzle: Metal Twist Off/Jet/Spray
36m Fixed	NFHA-F-19M 36	Length:36m, Diameter: 19mm, Nozzle: Metal Twist Off/Jet/Spray
30m Automatic Fixed	NFHA-F-25A	Length:30m, Diameter: 25mm, Nozzle: Metal Twist Off/Jet/Spray
30m Fixed	NFHA-F-25M	Length:30m, Diameter: 25mm, Nozzle: Metal Twist Off/Jet/Spray
30m Swing Arm	NFHA-W-13M	Length:30m, Diameter: 13mm, Nozzle: Metal Twist Off/Jet
30m Automatic Swing Arm	NFHA-W-19A	Length:30m, Diameter: 19mm, Nozzle: Metal Off/Jet/Spray
36m Automatic Swing Arm	NFHA-W-16A 36	Length:36m, Diameter: 19mm, Nozzle: Metal Off/Jet/Spray
30m Swing Arm	NFHA-W-19M	Length:30m, Diameter: 19mm, Nozzle: Metal Twist Off/Jet
36m Swing Arm	NFHA-W-19M 36	Length:36m, Diameter: 19mm, Nozzle: Metal Twist Off/Jet/Spray
30m Automatic Swing Arm	NFHA-W-25A	Length:30m, Diameter: 25mm, Nozzle: Metal Twist Off/Jet/Spray
30m Swing Arm	NFHA-W-25M	Length:30m, Diameter: 25mm, Nozzle: Metal Twist Off/Jet/Spray

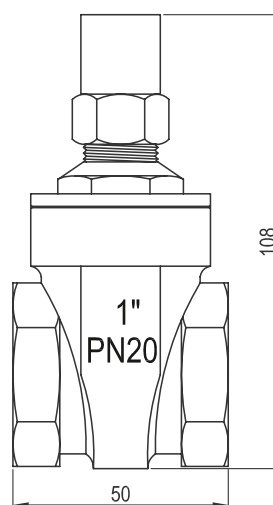
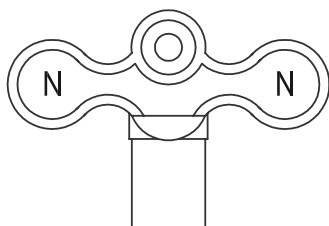
## LOCK SHIELD VALVE

NAFFCO Lock Shield Valve is usually installed where unauthorized operation has to be avoided. A typical application of this valve is installing these at inlet pipe to the hose reel where it can be opened only by key and key kept by maintenance or fire safety department.



### FEATURES

- Solid Wedge, non-rising stem, screwed in bonnet.
- Valves are manufactured in accordance to BS 5154 series B.
- Service temperature -10 to +66°C.
- Pressure rating is PN 20.
- End connection is BSPT threaded to BS21.
- Material: Brass



SPECIFICATIONS			
Model Number	Size (Inch)	Pressure Rating	Connecting
NLSV-25	1	PN 20	1" BSPT Female Threaded

# SINGLE JACKET HOSE



## A) UL LISTED HOSE

The single jacket fire hose consists of 100% polyester plain-woven synthetic and natural rubber linings. This fire hose has very good resistance to ageing and abrasion. The light fire hose is suitable for normal situation.

The single jacket hose made of high tenacity polyester staple and polyester filaments. Lining is natural rubber. Jacket is plain. There is a special adhesion between the jacket and the rubber.



SPECIFICATIONS				
Model Number	Diameter (inch)	Service Test Pressure (Bar/Psi)	Hydrostatic Strength Test Pressure (Bar/Psi)	Standard Compliance/ Approvals
NF-FH38	1.5	14/200	50/725	UL19,NFPA 1961 / UL listed
NF-FH65	2.5	14/200	50/725	

NH threaded. Storz & instantaneous coupling or other types are available upon request.

## B) KITEMARK AND LPCB APPROVED HOSE, TYPE 2

Single jacket fire hose consists of an impermeable elastomeric lining, a synthetic fibre reinforcement and externally applied elastomeric coating to the reinforcement. Delivery hoses are non-percolating lay flat type used in fire fighting purposes. Hoses are suitable for use with couplings with the requirements of BS 336:2010 standards. Hose is intended for use at working pressure not exceeding 15 bar. Delivery hose are manufactured to comply BS 6391: 2009 Standards.



### FEATURES

- BSI Kitemark and LPCB Certified.
- Light weight and flexible.
- Hose belongs to Type 2 with Elastomeric lining, Synthetic fibre reinforcement and elastomeric coating on the reinforcement.

- Hose provides good protection against the absorption of liquids and resistance of the reinforcement.
- Anti rot and anti twist.
- Hose with couplings are wound by Galvanized mild steel / SS wire.

### APPLICATIONS

- Industrial and rural fire brigades as well as building protection.
- For general industrial, commercial and civil engineering applications.

### HOSE DATA

Hose : Type 2  
 Available Color : Red, White  
 Standard Length : 25/30 Meters

SPECIFICATIONS				
Model Number	Diameter (Inch.)	Working Pressure (Bar/Psi)	Burst Pressure (Bar/Psi)	Standard Compliance/Approvals
NF-DH2-65R	2.5	15/215	50/725	BS 6391: 2009/ Kitemark&LPCB
NF-DH2-65W				

NH threaded. Storz & instantaneous coupling or other types are available upon request.

## C) DURALEX FIRE HOSE, UL LISTED

### DESCRIPTION

#### Outer and Inner Layers

Specially formulated rubber, extruded through the tubular fabric. Minimum load loss thanks to its smooth liner surface. High temperature resistance.

#### Intermediate Textile Fabric Reinforcement

Jacket manufactured with tubular weave with high-tenacity polyester thread. Free of defects such as broken threads, knots, etc.

### CHARACTERISTICS

- Excellent resistance to abrasion and to intensive professional use.
- High resistance to oil, gasoline and a wide range of chemicals.
- Highly resistant to both contact and radiant heat.
- Lightweight hose, remaining flexible even at low temperatures (-30°C)

### APPLICATIONS

#### Fields of Application

- Ideal for Fire Departments and Professional Industry services.
- Refineries.
- Armed Forces.
- Airports.
- Ships and Oil Rigs.
- Heavy Industry.



- Easy to handle and wind up thanks to its great flexibility.
- High breaking resistance thanks to its special textile construction.
- No maintenance or drying required.

### HOSE DATA

- Hose: Type 3.
- Color: Red.
- Coupling: Instantaneous hose quick coupling (Aluminum/Brass).
- Standard Length: 30 Meters, other lengths available upon request.

SPECIFICATIONS								
Model Number	Diameter		Weight	Thickness	Working Pressure	Test Pressure	Burst Pressure	Standard Compliance/ Approvals
	Inches	mm	gr/m	mm	bars	bars	bars	
Duralex 38	1 ½"	38	360	2.30	25	50	75	UL19, NFPA 1961/UL Listed
Duralex 65	2 ½"	64	575	3.60	15	30	50	
Duralex 100	4	102	1.050	3.00	15	30	45	

NH threaded. Storz & instantaneous coupling or other types are available upon request.

# DOUBLE JACKET FIRE HOSE

## A) UL LISTED HOSE

### FEATURES

• This durable, double jacket hose is constructed of 100% high tensile strength polyester yarns, both wrap and filler, and lined with a high-tech EPDM tube. Its engineered design guarantees minimum weight with maximum durability and flexibility. The UL Listed Double Jacket Fire Hose and its assemblies under these specifications shall be constructed with superior quality materials, manufactured in accordance with National Fire

Protection Association (NFPA) 1961 standard.

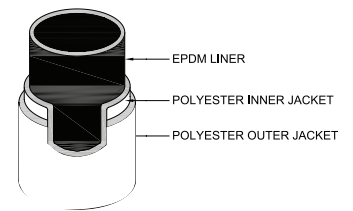
- Outstanding abrasion resistance.
- Tough, dependable and lightweight attach hose.
- A stripe of a contrasting color running the full length of the hose can be provided into the jacket to meet NFPA recommendations for pump panel.

### HOSE DATA

• Available colors: White & Red

### STANDARD LENGTH

• 50', 75', 100' (Other lengths available upon request.)



SPECIFICATIONS				
Model Number	Diameter (Inch.)	Service Test pressure (Bar/Psi)	Burst Pressure (Bar/Psi)	Standard Compliance/Approvals
NF-FH38DJ	1.5	21/300	63/900	UL19, NFPA 1961/UL Listed
NF-FH65DJ	2.5	21/300	63/900	

NH threaded. Storz & instantaneous coupling or other type available upon request.



# PU LINED HOSE

## SYNTHETIC, SINGLE JACKET FIRE HOSE

(250 PSIG / 1725 kPa Service Pressure)

Hose interior is all synthetic, light weight, and is UL approved.

### HOSE DATA

- Available colors: Red, White.
- Standard lengths: 75ft, 100ft, 200ft, Other lengths available upon request.
- Applicable standards: UL219.

### CONSTRUCTION AND FEATURES

- The hose is of single jacket construction.
- The jacket is made with high tenacity filament polyester yarn in both the warp and weft directions, to provide maximum strength to weight ratio.
- The hose is resistant to chemicals and petrol products, rot & mildew, hydrolysis, and resist deterioration due to exposure UV-rays and ozone.

### APPLICATIONS

- Cabinet / Fire Hose Reel / Fire Hose Rack.

### PERFORMANCE

- The hose, in all sizes, has minimum service, test, and burst pressures as specified in the technical chart.
- The hose has a maximum flow with minimum friction loss.
- The hose has no defects, dirt, knots, lumps or other irregularities affecting the performance of the hose.
- The hose is resistant to kinking and remain flexible to -65°F(-53°C).
- Twisting and warping exceeds NFPA standards.



### SPECIFICATIONS

Hose Model	Size (inside)		Size (outside)		Wt. 100 (30.5M) Un-coupled		Coil Diameter 100' (30.5M)		Service Pressure		Proof Pressure		Burst Pressure		Standard Compliance/ Approvals
	In.	mm.	In.	mm.	lbs.	kg.	in.	cm.	PSI	kPa	PSI	kPa	PSI	kPa	
NF-FH38PU	1.5**	38**	1 1/16	43	10.4	4.7	11.5	29.2	250	1725	500	3450	750	5175	UL219, NFPA 1961/ UL Listed
NF-FH65PU	2.5**	64**	2 3/4	70	24.0	10.9	14.5	36.8	250	1725	500	3450	750	5175	

Couplings; NH threaded (1 1/2" or 2 1/2") in Brass or Aluminium Anodized.

Storz & instantaneous coupling or other type available upon request.

# FIRE HOSE RACK ASSEMBLY

NAFFCO Fire hose racks are designed for use in controlling incipient fire by building occupant use and conform to NFPA 14 standards for CLASS II service. The Fire Hose Racks are manufactured to comply UL & FM standard.

## FEATURES

- Hose rack frame material made of Stainless Steel Gr.304.
- Provides an immediate water source for fire suppression.
- Easy individual operation.
- Hose rack is designed to hold the hose with movable pins for easy & quick operation at the time of Emergency.
- An automatic release mechanism allows water to flow through the hose after removal of the hose and nozzle.
- Standard assemblies include:
  - \* Angle Valve or pressure reducing type valve (UL/FM approved).
  - \* Hose Rack frame material made of stainless steel.
    - Brush Finish
    - Mirror Finish
    - RED (RAL 3000) Painted
  - \* Hose rack frame.
  - \* Hose rack nipple.



- \* Hose coupling.
- \* Fire Hose - 30 Mtr. (UL Listed).
- \* Fog nozzle. (UL and/or FM approved).
- Hose rack frames are RED (RAL 3000) Polyester powder coated, oven baked.

SPECIFICATIONS		
Model Number	NHR 38V*	NHR 64V
<b>FIRE HOSE</b>		
Fire Hose Type	Single jacket, Light weight Thermoplastic lining with high tenacity filament polyester yarn, UL listed	Single jacket, Light weight Thermoplastic lining with high tenacity filament polyester yarn, UL listed
Size & Color	1½"x30Mtr., White	2½"x30Mtr., White
Service Pressure	250 PSI	250 PSI
Proof Pressure	500 PSI	500 PSI
Burst Pressure	750 PSI	750 PSI
<b>COUPLINGS</b>		
Type	1-1½" NH Female Threaded Coupling, Brass	2-1½" NH Female Threaded Coupling, Brass
<b>ANGLE VALVE</b>		
Working Pressure	300 PSI	300 PSI
Test Pressure	600 PSI	600 PSI
<b>NOZZLE</b>		
Inlet Size	1.5" Female NST Threaded	2.5" Female NST Threaded
Discharge rate (in full spray pattern)	130±5GPM@100PSI	205±5GPM@100PSI

Pressure reducing valve available upon request with FM approved rack assembly.

\*UL/FM approved

# CABINET FOR FIRE HOSE REEL, FIRE EQUIPMENT AND BREECHING INLET

## CABINETS

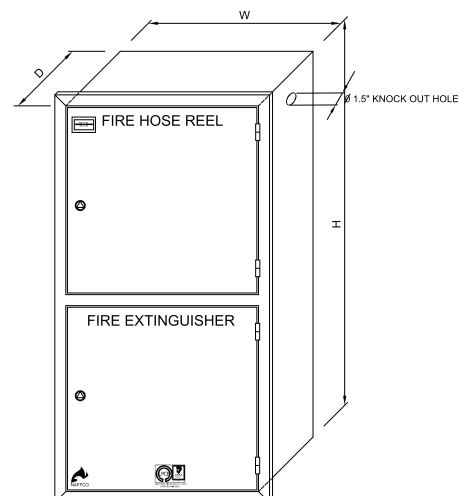

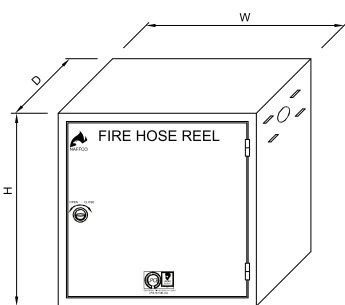
### PRODUCT DESCRIPTION

NAFFCO cabinets are designed to accommodate fire hose reel, fire fighting equipment and breaching inlet. Fire hose reel cabinets are manufactured to comply with BSEN 671-1

standard and breaching inlet cabinets are manufactured to comply to BS 5041 -5 standard.

### FEATURES

- LPCB Certified.
- Cabinet material made of Electro Galvanized sheet or Stainless Steel Sheet (Full stainless steel brush or mirror finish).
- Locking of cabinet is either key operated or round handle cam latch.
- Cabinets are available either in surface mounted or recessed mounted type.
- Cabinet door shall be solid door.
- Breaching inlet cabinets are available in horizontal or vertical version.



## SPECIFICATIONS

Sl. No.	Model Number	Description	Dimension In Mm (HxwxD)
1	NF SM 300	Single Surface Mounted	730x750x280
2	NF RM 300	Single, Recessed Type	700x730x280
3	NF SSB 300	Single Surface Mounted, Stainless Steel	800x750x310
4	NF SSM 300	Single Surface Mounted, Stainless Steel	800x750x310
5	NF RSB 300	Single Recessed Type, Stainless Steel	700x730x280
6	NF RSM 300	Single Recessed Type, Stainless Steel	700x730x280
7	NF SMK 300	Single Surface Mounted, Key Operated	730x750x280
8	NF RMK 300	Single Recessed Type, Key Operated	700x730x280
9	NF SSBK 300	Single Surface Mounted, Stainless Steel, Key Operated	800x750x310
10	NF SSMK 300	Single Surface Mounted, Stainless Steel, Key Operated	800x750x310
11	NF RSBK 300	Single Recessed Type, Stainless Steel, Key Operated	700x730x280
12	NF RSMK 300	Single Recessed Type, Stainless Steel, Key Operated	700x730x280
13	NF SM 900	Double Surface Mounted, Vertical	1520x750x280
14	NF RM 900	Double Recessed Type, Vertical	1500x730x280
15	NF SSB 900	Double Surface Mounted, Vertical, Stainless Steel	1550x750x310
16	NF SSM 900	Steel Double Recessed Type, Vertical, Stainless Steel	1550x750x310
17	NF RSB 900	Double Vertical, Recessed Type, Stainless Steel	1500x730x280
18	NF RSM 900	Double Vertical, Surface Mounted, Stainless Steel	1500x730x280
19	NF SMK 900	Double Vertical, Surface Mounted Vertical, Key Operated	1520x750x280
20	NF RMK 900	Double Vertical, Recessed Vertical, Key Operated	1500x730x280
21	NF RK 900	Double Vertical, Surface Mounted Vertical, Stainless Steel, Key Operated	1550x750x310
22	NF SSMK 900	Double Vertical, Surface Mounted Vertical, Stainless Steel, Key Operated	1550x750x310
23	NF RSBK 900	Double Vertical, Recessed Type Vertical, Stainless Steel, Key Operated	1500x730x280
24	NF RSMK 900	Double Vertical, Recessed Type Vertical, Stainless Steel, Key Operated	1500x730x280

## BOXES FOR DRY RISER INLETS



Sl. No.	Model Number	Description	Dimension In Mm (HxwxD)
1	NF-2WDRIC-SM	4" X 2 Way Box For Dry Riser Inlets, Surface Mounted, Horizontal	595x395x295
2	NF-4WDRIC-SM	6" X 4 Way Box For Dry Riser Inlets, Surface Mounted, Horizontal	595x595x295
3	NF-2WDRIC-SMA	4" X 2 Way Box For Dry Riser Inlets, Surface Mounted, Vertical	395x595x295
4	NF-2WDRIC-RT	4" X 2 Way Box For Dry Riser Inlets, Recessed Type	595x395x295
5	NF-4WDRIC-RT	6" X 4 Way Box For Dry Riser Inlets, Recessed Type	595x595x295
6	NF-2WDRIC-RTA	4" X 2 Way Box For Dry Riser Inlets, Recessed Type	395x595x295



# THROUGH-PENETRATION FIRESTOP SYSTEMS

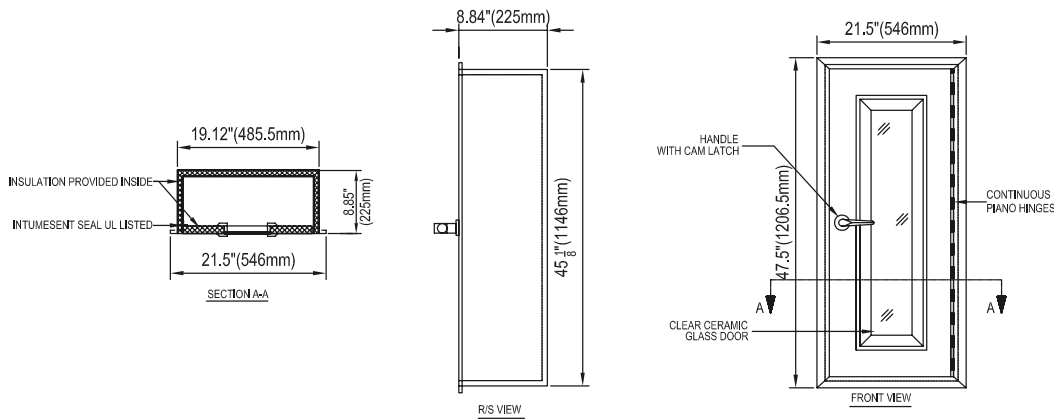


## FIRE EXTINGUISHER/VALVE CABINET

### PRODUCT DESCRIPTION

NAFFCO proudly manufactures fire-rated cabinets for use in fire-rated assemblies. Underwriters Laboratories, Inc. has classified and listed NAFFCO fire-rated cabinets for combustible and non-combustible wall systems. The cabinets are tested to ASTM E814 or UL1679 results in hourly rating

of 2 hour for both flame ("F") and temperature transfer ("T"). The fire-rated option eliminates the costly need to line the wall opening with fire-rated material. It also provides the specified assurance in maintaining the integrity of the wall penetration and in meeting building code specifications.



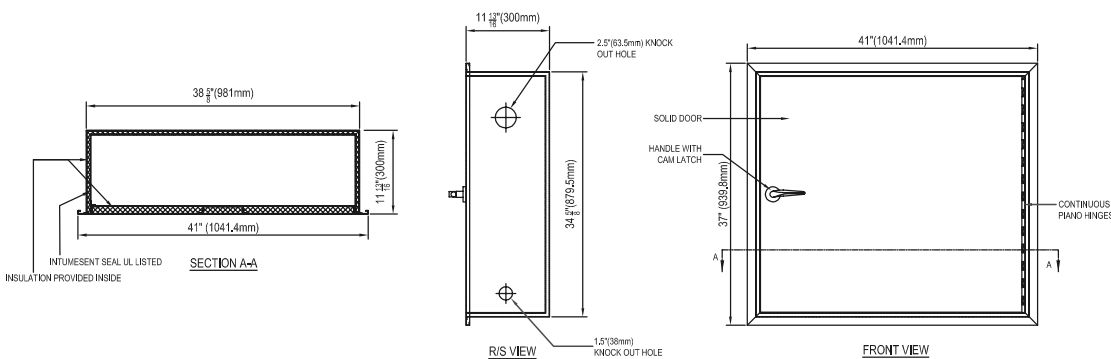
### SPECIFICATIONS

Model	Cabinet Material	Fire Rating	Maximum Size**	Cabinet to Accomodate	Door Type
NF/500FRCG ELV Series	1.2mm E.G. Steel or 1.2mm Stainless Steel*	F-Rating: 2Hours T-Rating: 2 Hours	1146mm(H) X 485.5mm(W) X 225mm(D)	Fire Extinguisher	Clear Ceramic Glass Door

\* Brush / Mirror finish as per request.

\*\* Can be reduced to accommodate different extinguisher as per the request.

## FIRE EQUIPMENT CABINET



### SPECIFICATIONS

Model	Cabinet Material	Fire Rating	Maximum Size**	Cabinet to Accomodate	Door Type
NF/FRC600 HRE Series	1.2mm E.G. Steel or 1.2mm Stainless Steel*	F-Rating: 2Hours T-Rating: 2 Hours	879.5 mm(H) X 981 mm(W) X 300 mm(D)	Fire Hose Rack & Extinguisher or Fire Hose Reel & Extinguisher	Solid Door

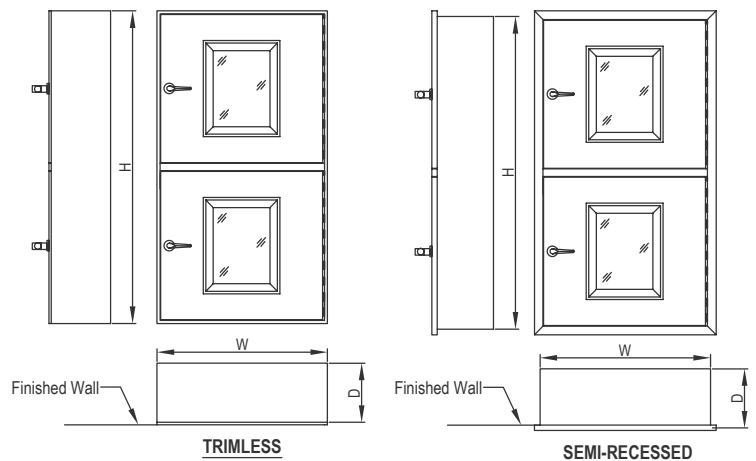
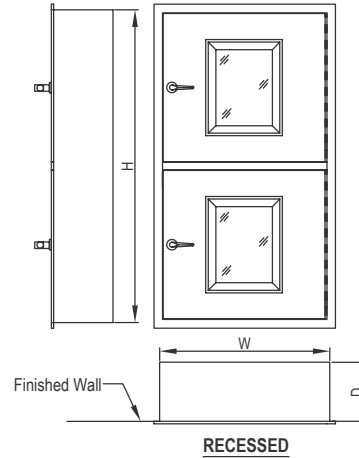

\* Brush / Mirror finish as per request.

\*\* Can be reduced to accommodate different equipment as per the request.

# DOUBLE VERTICAL CABINET

NAFFCO proudly manufactures fire-rated cabinets for use in fire-rated assemblies. Underwriters Laboratories, Inc. has classified and listed NAFFCO fire-rated cabinets for combustible and non-combustible wall systems.

The fire-rated option eliminates the costly need to line the wall opening with fire-rated material. It also provides the specifier assurance in maintaining the integrity of the wall penetration and in meeting building code specifications.



SPECIFICATIONS		
Model	NF/700FRCG/DV Series	
Cabinet Material	E.G. Sheets, Red (RAL 3000) Powder Coated or Any Other Colors in RAL	
	Aluminum, Red (RAL 3000) Powder Coated or Any Other Colors in RAL	
	Stainless Steel 304/316L Brush/Mirror/Titanium Gold Finish	
Type of Cabinet	Recessed Type, Trimless, Semi-Recessed & Surface Mounted	
Fire Rating	F-Rating: 2 Hours	
	T-Rating: 2 Hours	
Maximum Size	Outside	65"(H) x 35.4"(W) x 12.8"(D)
		1650mm(H) x 900mm(W) x 325mm(D)
	Inside	63.5"(H) x 34.2"(W) x 12.2"(D)
		1618mm(H) x 869mm(W) x 310mm(D)
Cabinet to Accomodate	Upper Compartment	Fire Hose Reel or Fire Hose Rack
	Lower Compartment	Fire Hose
		Landing Valve
		Water Branch Pipe
		Portable Fire Extinguisher
Door Type	Fire Rated Glass Door	
Listing	UL Classified	

# DELIVERY HOSE COUPLING

## PRODUCT DESCRIPTION

NAFFCO couplings are suitable for use with delivery hose and for fire fighting purposes. The delivery hose couplings are of instantaneous pattern, pull release type with

ribbed tail and are manufactured to comply to BS 336:2010 standards. The couplings are suitable for use at working pressure not exceeding 15 bar.



**NFAC -65 RT**  
(Aluminium Coupling)



**NFCC -65 RT**  
(Copper Alloy Coupling)

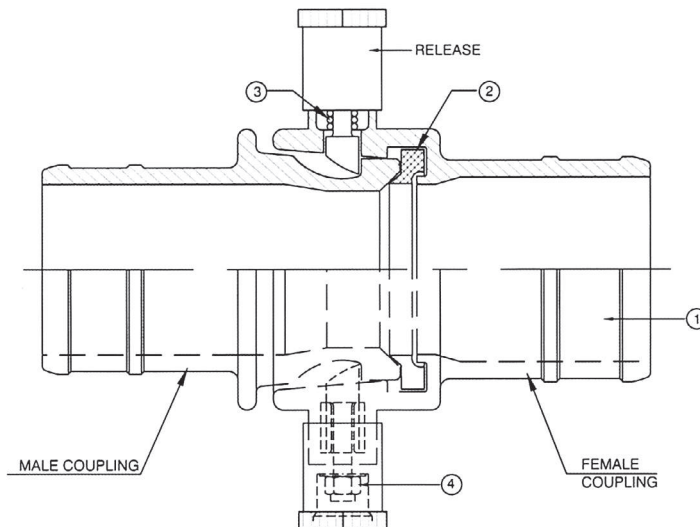


## FEATURES

- BSI Kitemark and LPCB certified.
- Castings are clean, sound and free from gross porosity.
- Machined surface is within tolerance and is in accordance with BS 1134-2.
- Coupling washers are made of natural rubber to BS1154.
- Plungers are of self-locking type.

## SPECIFICATIONS

Coupling Type	Instantaneous Male / Female coupling with pull release
Tailed Ends	Ribbed tail type
Test Pressure	22.5 Bar for 1 minute



Sl. No.	Description	Material
1	Body Male/Female Coupling	a. Aluminium to BS EN 1706:1998 b. Copper Alloy to BS EN 12163:2011
2	Washer	Rubber
3	Spring	Spring Steel
4	Self Locking Nut	Aluminium

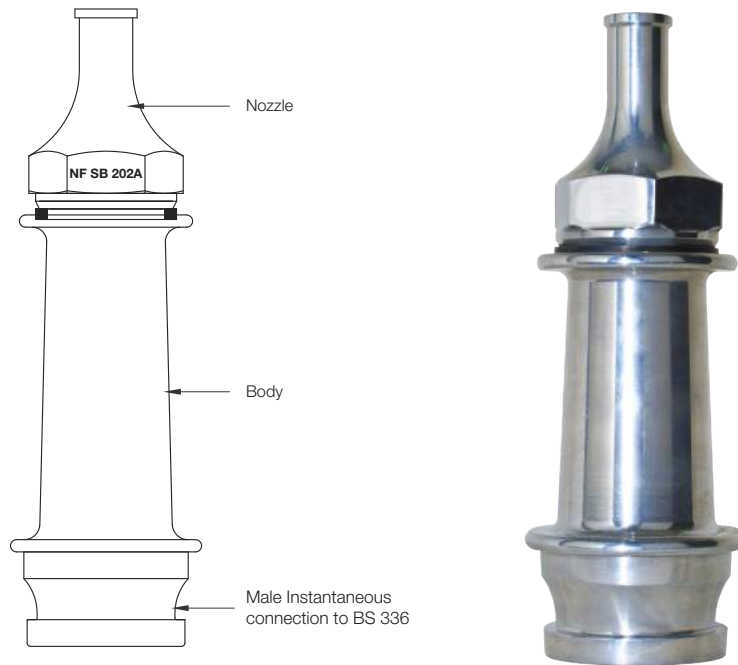
# STANDARD BRANCH PIPE

## PRODUCT DESCRIPTION

NAFFCO standard branch pipe is made by metal, suitable to use with fire hose assembly for fire fighting purpose. The branch pipe has male instantaneous coupling inlet manufactured to comply with BS 336:2010 standards.

## FEATURES

- BSI Kitemark.
- Metal body material made of aluminium alloy.



SPECIFICATIONS	
Model Number	NF SB 202A
Type	Standard branch pipe
Body and Nozzle Material	Aluminium to BS EN 1706 : 2010
Inlet Connection	Male Instantaneous Coupling to BS 336:2010
Nozzle Hole Diameter	12.5mm
Working Pressure	16 Bar
Test Pressure	24 Bar

# ANGLE HOSE VALVE

The Angle hose valve is manufactured as per NFPA 13 and most suitable for fire protection service outlet or with a hose rack assembly.

SPECIFICATIONS	
Model No	NF-AV38 1.5" Ø, Female NPT Inlet & Outlet
Model No	NF-AV65 2.5" Ø, Female NPT Inlet & Outlet
Angle Hose Valve Drain	1.5" & 2.5"
Pressure Rating	300 PSI
Material	Cast Brass
Hand Wheel	Cast Iron
Finish Standard	Rough Brass / Polished Brass
Optional	Bright Chrome Plated





# LANDING VALVES

## OBLIQUE VALVE, FLANGED INLET

### PRODUCT DESCRIPTION

NAFFCO landing valves are suitable for installation on wet risers in a building for fire fighting purposes with permanently charged water from a pressurised supply.

The landing valves are oblique type with flanged inlet and are manufactured to comply to BS 5041 Part 1 standard with delivery hose connection and blank cap complying with BS 336:2010 standard.

The landing valves are classified under low pressure and are suitable for use at nominal inlet pressure up to 15 bar.

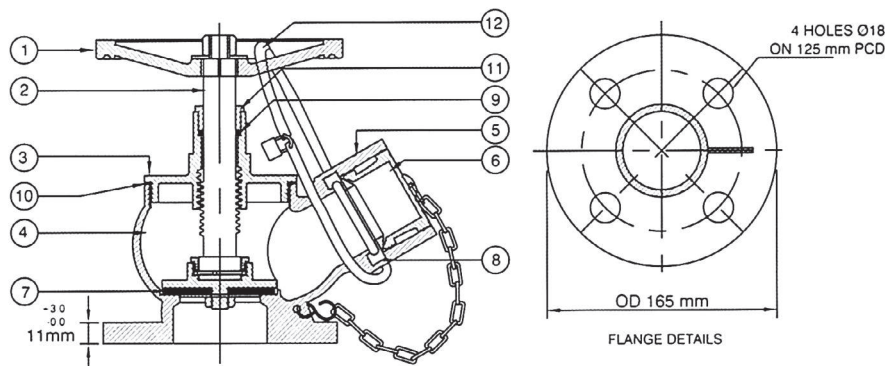
### FEATURES

- BSI Kitemark and LPCB certified.
- Body material made of copper alloy to EN 1982
- Hand wheel material made of grey cast iron to BS EN 1561.
- Blank cap material made of copper alloy to EN 1982.
- Possible to replace the gland seal when under pressure
- with the valve fully closed.
- Disc facing rubber is of replaceable type.
- Valves are provided with a strap and pad lock so that the hand wheel can be secured to counter unauthorized use.
- The hand wheel is BLACK painted and body to RED.



### SPECIFICATIONS

Model Number	NDR 098
Valve Type	Oblique, Flanged Inlet
Pressure Rating	Low Pressure Valve
Nominal Size	DN50
Working Pressure	15 Bar Maximum
Test Pressure	Valve Seat Test at 16.5 Bar • Body Test at 22.5 Bar
Flange Drilling	BS 4504 Part 2:1974 Table:16/21
Water Flow Rate	8.5 L/S @ 4 Bar Outlet Pressure



### BILL OF MATERIAL

Sl.No.	Description	Material
1	Handwheel	Grey Cast Iron to BS EN 1561
2	Stem	Copper Alloy to BS EN 12164
3	Bonnet	Copper Alloy to EN 1982
4	Body	Copper Alloy to EN 1982
5	Female Inst. Outlet	Copper Alloy to EN 1982
6	Blank Cap	Copper Alloy to EN 1982
7	Renewable Disk Facing	Rubber to BS 1154
8	Washer	Rubber to BS 1154
9	Gland Seal	Rubber to BS 1154
10	Bonnet Seal	Teflon
11	Gland	Copper Alloy to EN 1982
12	Strap with Pad Lock	Strap-Leather (12mm Wide, 2mm Thick) LOCK-Non-Ferrous

# OBLIQUE VALVE, MALE THREADED INLET

## PRODUCT DESCRIPTION

NAFFCO landing valves are suitable for installation on wet risers in a building for fire fighting purposes, permanently charged with water from a pressurized supply.

The landing valves are oblique type with threaded inlet and are manufactured to comply to BS 5041 Part 1 standard with delivery hose connection and blank cap complying with BS 336:2010 standard.

The landing valves are classified under low pressure and are suitable for use at nominal inlet pressure up to 15 bar.

## FEATURES

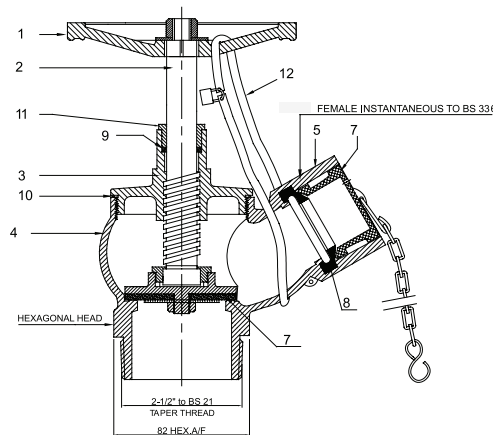
- BSI Kitemark approved.
- Body material made of copper alloy to EN 1982
- Hand wheel material made of grey cast iron to BS EN 1561.
- Blank cap material made of copper alloy to EN 1982.
- Possible to replace the gland seal when under pressure



- with the valve fully closed.
- Disc facing rubber are of replaceable type.
- Valves are provided with a strap and pad lock so that the hand wheel can be secured to counter unauthorized use.
- The hand wheel is BLACK painted and body to RED.

## SPECIFICATIONS

Model Number	NDR 097
Valve Type	Oblique, Threaded Inlet
Pressure Rating	Low Pressure Valve
Nominal Size	DN 2 1/2"
Working Pressure	15 Bar Maximum
Test Pressure	Valve Seat Test at 16.5 Bar • Body Test at 22.5 Bar
Water Flow Rate	8.5 L/S @ 4 Bar Outlet Pressure



## BILL OF MATERIAL

Sl.No.	Description	Material
1	Handwheel	Grey Cast Iron to BS EN 1561
2	Stem	Copper Alloy to BS EN 12164
3	Bonnet	Copper Alloy to EN 1982
4	Body	Copper Alloy to EN 1982
5	Female Inst. Outlet	Copper Alloy to EN 1982
6	Blank Cap	Copper Alloy to EN 1982
7	Renewable Disk Facing	Rubber to BS 1154
8	Washer	Rubber to BS 1154
9	Gland Seal	Rubber to BS 1154
10	Bonnet Seal	Teflon
11	Gland	Copper Alloy to EN 1982
12	Strap with Pad Lock	Strap-Leather (12mm Wide, 2mm thick) LOCK-Non-Ferrous

# PRESSURE REDUCING VALVE, FLANGED INLET

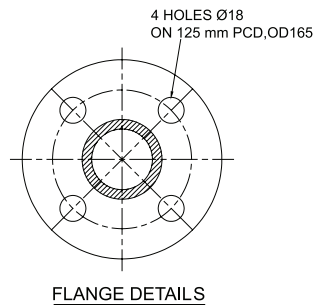
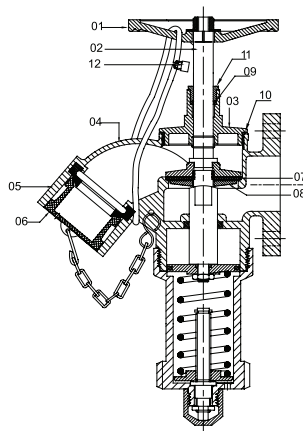
## PRODUCT DESCRIPTION

NAFFCO pressure reducing oblique landing valves are suitable for installation on wet risers in buildings for fire fighting purposes, permanently charged with water from a pressurised supply.

These landing valves are pressure reducing type designed to provide a range of outlet pressure (4 bar -12 bar). The Landing valves are classified under high pressure and are suitable for use at nominal inlet pressure upto 20 bar.

## FEATURES

- BSI Kitemark approved.
- Body material made of copper alloy to EN 1982.
- Hand wheel material made of grey cast iron to BS EN 1561.
- Blank cap material made of copper alloy to EN 1982.
- Possible to replace the gland seal when under pressure with the valve fully closed.



FLANGE DETAILS

## SPECIFICATIONS

Model Number	NWR 120
Valve Type	Oblique, Pressure Reducing, Flanged Inlet
Pressure Rating	High Pressure Valve
Nominal Size	DN50
Working Pressure	20 Bar Maximum
Test Pressure	Valve Seat Test at 22 Bar • Body Test at 30 Bar
Flange Drilling	BS4504 Part: 2 :1974 Table : 16/21
Min. Water Flow Rate	8.5 L/S @ 4 Bar Outlet Pressure
Min. Valve Pressure Regulating	4-12 Bar

## BILL OF MATERIAL

Sl.No.	Description	Material
1	Handwheel	Grey Cast Iron to BS EN 1561
2	Stem	Copper Alloy to BS EN 12164
3	Bonnet	Copper Alloy to EN 1982
4	Body	Copper Alloy to EN 1982
5	Female Inst. Outlet	Copper Alloy to EN 1982
6	Blank Cap	Copper Alloy to EN 1982
7	Renewable Disk Facing	Rubber to BS 1154
8	Washer	Rubber to BS 1154
9	Gland Seal	Rubber to BS 1154
10	Bonnet Seal	Teflon
11	Gland	Copper Alloy to EN 1982
12	Strap with Pad Lock	Strap-Leather (12mm Wide, 2mm Thick) LOCK-Non-Ferrous

# 4"x2 WAY BREECHING INLET

## PRODUCT DESCRIPTION

NAFFCO breaching inlets are suitable for installation on dry risers only, in a building for fire fighting purposes, fitted with inlet connection at fire brigade access level and outlet connection at specified points, which is normally dry but capable of being charged with water by pumping from fire service appliances.

The breaching inlets are manufactured to comply with BS 5041 PART-3:1975 standard comprising of male instantaneous connections complying with BS 336:2010, drain valves complying with BS 5154, PN16 rated and non return valves.

The breaching inlets and its fittings are suitable for a normal working pressure of 10 bar.

## FEATURES

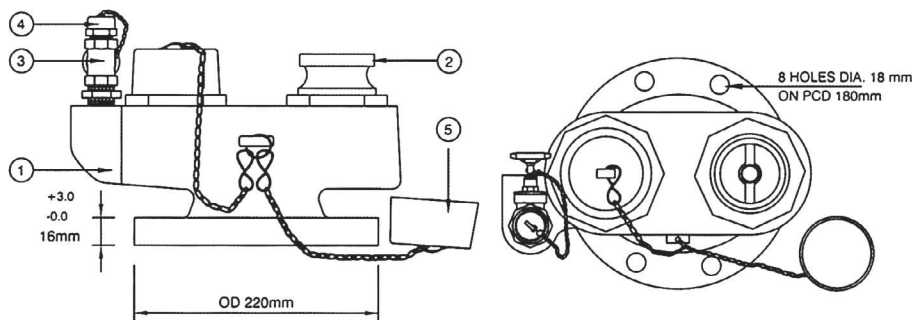
- BSI Kitemark and LPCB certified.
- Body material made of spheroidal graphite cast iron (Ductile Iron) to BS 1563:2011.
- Inlet connection and non-return valves material made of copper alloy to BS 12163:2011.



- Each inlet connections are fitted with non-return valve and are of spring loaded mushroom type.
- Each breaching inlet is painted RED internally and externally.

## SPECIFICATIONS

Model Number	NDR 095
Inlet Connection	2 Nos. Male Instantaneous Connector Complying to BS 336
Pressure Rating	Normal Working Pressure of 10 Bar
Nominal Size	100 mm Flanged Outlet
Test Pressure	20 Bar
Flange Drilling	BS 4504 Part: 2:1974 Table: 16/21



## BILL OF MATERIAL

Sl.No.	Description	Material
1	Body	Spheroidal Graphite Cast Iron to BS EN 1563:2011
2	Inlet Connection & Non-Return Valves	Copper Alloy to BS EN 12163:2011
3	Drain Valve	Copper Alloy to BS EN 12163:2011
4	Blank Cap for Drain Valve	Copper Alloy to BS EN 12163:2011
5	Blank Cap for Inlet Connector	Plastic



# 6"x4 WAY BREECHING INLET

## PRODUCT DESCRIPTION

NAFFCO breaching inlets are suitable for installation on dry risers only, in a building for fire fighting purposes, fitted with inlet connection at fire brigade access level and outlet connection at specified points, which is normally dry but capable of being charged with water by pumping from fire service appliances.

The breaching inlets are manufactured to comply with BS 5041 PART-3:1975 standard comprising of male instantaneous connections complying with BS 336:2010, drain valves complying with BS 5154, PN16 rated and non-return valves.

The breaching inlets and its fittings are suitable for a normal working pressure of 10 bar.

## FEATURES

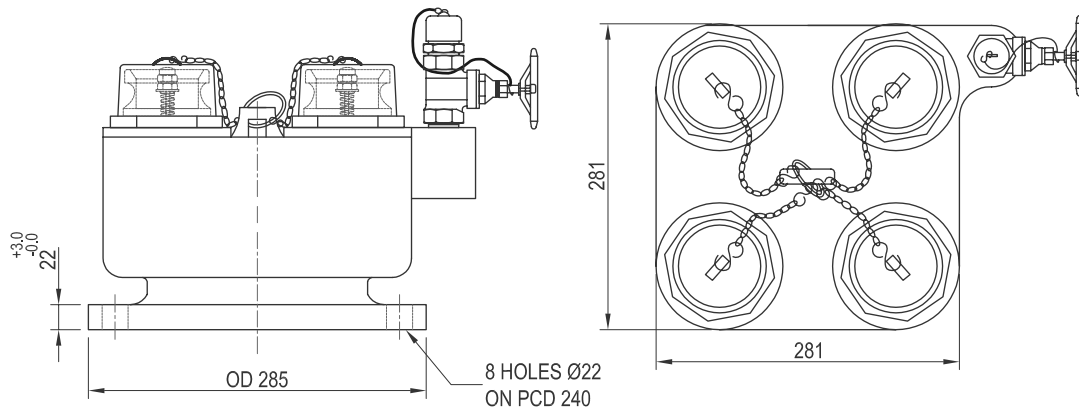
- BSI Kitemark & LPCB certified.
- Body material made of spheroidal graphite cast iron (Ductile Iron) to BS 1563:2011.
- Inlet connection and non-return valves material made of copper alloy to BS 12163:2011.



- Each inlet connection is fitted with non-return valve and of spring loaded mushroom type.
- Each breaching inlet is painted RED internally and externally.

## SPECIFICATIONS

Model Number	NWR 115 & NWRX 115
Inlet Connection	4 Nos. Male Instantaneous Connector Complying to BS 336
Pressure Rating	Normal Working Pressure of 10 Bar
Nominal Size	150 mm Ranged Outlet
Test Pressure	20 Bar
Flange Drilling	BS 4504 Part : 2 : 1974 Table : 16/21



## BILL OF MATERIAL

Sl.No.	Description	Material
1	Body	Spheroidal Graphite Cast Iron to BS EN 1563:2011
2	Inlet Connection & Non-Return Valves	Copper Alloy to BS EN 12163:2011
3	Drain Valve	Copper Alloy to BS EN 12163: 2011
4	Blank Cap for Drain Valve	Copper Alloy to BS EN 12163: 2011
5	Blank Cap for Inlet Connector	Plastic

# DRY PILLAR FIRE HYDRANTS

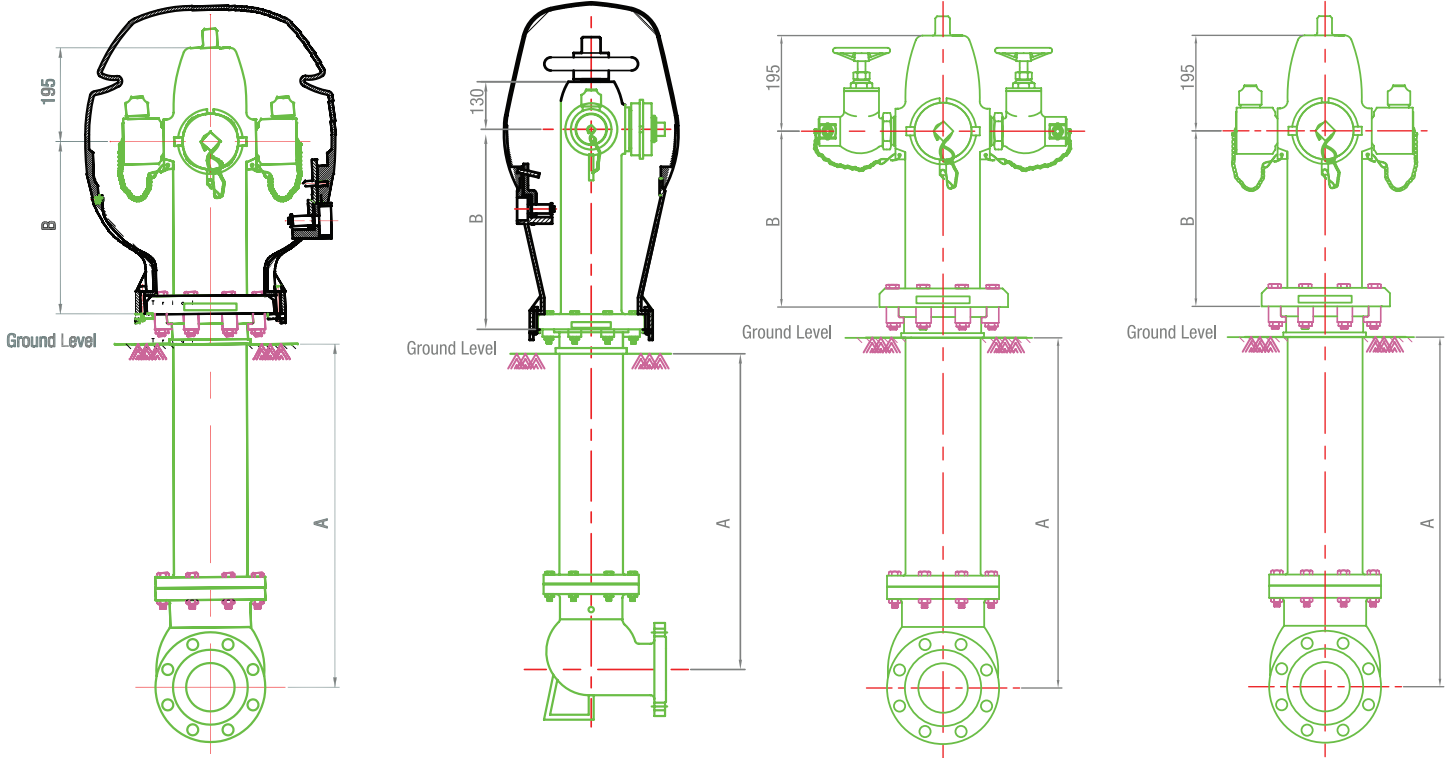


## FEATURES

- LPCB approved
- NAFFCO Fire Hydrants are manufactured to comply BS EN 14384: 2005, BS 1074-1, BS 1074-2 & BS 1074-6 Standards.
- Dry barrel design eliminates damage to the hydrant caused by freezing of the upper part.
- NAFFCO Fire Hydrants are designed for high performance and easy to install, maintain and repair.
- Excellent and proven flow characteristics.
- 2 x ½" straight through landing valve with female instantaneous outlet to BS 336:2010.
- Body material made of spheroidal graphite cast iron (Ductile Iron) to BS 1563:2011.
- 2 x ½" Female Instantaneous quick coupling adaptor to BS 336:2010.
- 1 x 4" Male/Female BSRT pumper to BS 336:2010.
- Aluminum Hood / GRP cover is provided for protection and misusing.
- Operation threads are corrosion protected and for easy operation.
- NAFFCO Fire Hydrants are high Pressure rating to 16 Bar.
- Drain starts automatically when hydrant is closed.
- Internal epoxy paint system gives high corrosion protection to hydrants.
- Hydrant protective covers with handle for easy handling.

## NFHQC & NHC SERIES

## NFHV, NFHQ & NFHQS-CD SERIES



### GENERAL DIMENSIONAL DETAILS

SL.No.	Model No.	Inlet Flange* Size in inch (DN)	Dimensions in mm		Working Pressure
			A**	B	
<b>NHC Series</b>					
1	100 NHC-800	4 (100)	800	450	16
2	100 NHC-1200	4 (100)	1200	450	16
<b>NFHV Series</b>					
1	100 NFHV-800	4 (100)	800	350	16
2	100 NFHV-1200	4 (100)	1200	350	16
3	150 NFHV-800	6 (150)	800	400	16
4	150 NFHV-1200	6 (150)	1200	400	16
<b>NFHQ Series</b>					
1	100 NFHQ-800	4 (100)	800	400	16
2	100 NFHQ-1200	4 (100)	1200	400	16
3	150 NFHQ-800	6 (150)	800	400	16
4	150 NFHQ-1200	6 (150)	1200	400	16
<b>NFHQC Series</b>					
1	100 NFHQC-800	4 (100)	800	350	16
2	100 NFHQC-1200	4 (100)	1200	350	16
3	150 NFHQC-800	6 (150)	800	400	16
4	150 NFHQC-1200	6 (150)	1200	400	16
<b>NFHQS-CD Series</b>					
1	100 NFHQS-CD 800	4 (100)	800	350	16
2	100 NFHQS-CD 1200	4 (100)	1200	350	16
3	150 NFHQS-CD 800	6 (150)	800	400	16
4	150 NFHQS-CD 1200	6 (150)	1200	400	16

\*Flanged to BS EN 1092-2.

\*\* Extended length provided as per customer requirement

# UNDER GROUND HYDRANT

## PRODUCT DESCRIPTION

NAFFCO under ground fire hydrants are valves of screw down type and are suitable for a maximum working pressure of 16 bar.

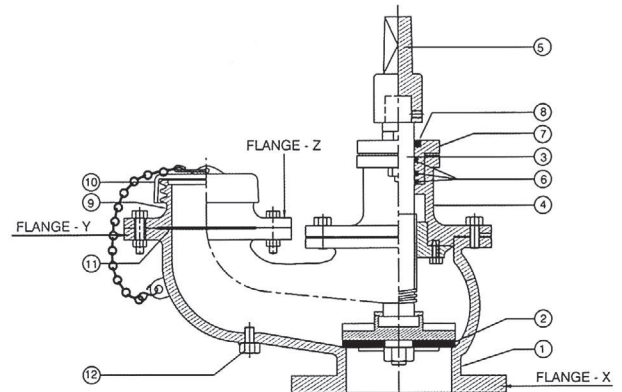
The underground fire hydrants are manufactured to comply to BS 750:2012 and EN 14339:2005 standards with screwed outlet threaded to BS 336:2010 standard.

## FEATURES

- BSI Kitemark certified.
- Body material made of grey cast iron to BS EN1561.
- Material of spindle and threaded part of valves which engages with it is made of stainless steel to BS 10088-1.
- Material for the screwed outlet is made of high tensile brass to BS 12163:2011.
- Spindle sealings (two seals) is of the toroidal sealing ring ('O' ring) type and are capable of changing while the valve is under pressure and fully closed.
- A wiper ring is positioned above the spindle sealing's to prevent the ingress of foreign matter.
- Each hydrant shot is blasted (inside and outside) to SA 2 1/2 std.
- All cast iron parts are thoroughly cleaned and painted.



<b>Model Number</b>	<b>NHYD058</b>	
<b>Valve Type</b>	Screw down (type 2C)	
<b>Nominal Size &amp; Flange Drilling</b>	Flange-X Flange-Y Flange-Z	PN16, DN80, BS EN 1092-2 PN16, DN80, BS EN 1092-2 PN16, DN80, BS EN 1092-3
<b>Working Pressure</b>	16 Bar maximum	
<b>Test Pressure (Body)</b>	Body	25 Bar
	Seat	20 Bar
<b>Flange Drilling</b>	BS 4504 Part : 2 : 1974 Table : 16/21	



BILL OF MATERIAL		
Sl.No.	Description	Material
1	Body	Grey Cast Iron(C.I) to BS EN 1561
2	Body Seating Seal	Rubber to BS 1154
3	Spindle	High Tensile Brass to BS EN 10088-1
4	Bonnet	Grey Cast Iron(C.I) to BS EN 1561
5	Spindle Cap	Grey Cast Iron to BS EN 1561
6	Spindle (Stem) Seal	Rubber to BS 1154
7	Gland	Grey Cast Iron to BS EN 1561
8	Gland Wiper Ring	Teflon
9	Outlet	High Tensile Brass to BS 12163:2011
10	Outlet Cap	Grey Cast Iron to BS EN 1561
11	Outlet Gasket	Rubber to BS 1154
12	Drain Bolt	Forged Steel



# FIRE BLANKET



NFB 4.4



NFB 4.6



NFB 6.6

## PRODUCT DESCRIPTION

Fire blankets are made of fire resistant glass fiber fabric with silicone coating. It is primarily intended for extinguishing cooking oil fires in the kitchen.

## FEATURES

- NAFFCO's blankets are electrical resistant not less than 1M to ensure that in the event of use where live electrical equipment is concerned, the potential for an electrical shock is minimised
- NAFFCO's fire blanket can be released and can be covered

on the flame in LESS THAN FIVE SECONDS

- It is an excellent fire extinguisher in a car, boat, caravan or holiday home and we recommend that each family have at least one for fire safety purpose. Fire blankets can be used to extinguish fires in electrical appliances (toaster, coffee maker, etc.) rubbish bins, clothes and table top fires caused by candles or fat pan fires. Fire blankets can also be used to wrap around a person whose clothing is on fire.

Model Number	NFB 4.4	NFB 4.6	NFB 6.6
Size	1.2m x 1.2m	1.2m x 1.8m	1.8m x 1.8m
Material	Fiberglass with Silicone Coating		
Weight	480g/m <sup>2</sup>	480g/m <sup>2</sup>	480g/m <sup>2</sup>
Temperature	550°C	550°C	550°C
Packing	Covered in Nylon Bags and Packed in Flat Hard PVC Red Pack		

## STANDARD COMPLIANCE

NAFFCO's fire blankets confirm to the requirements of BS EN 1869:1997

# FIRE FIGHTING PUMPS

NAFFCO's UL listed and FM approved fire pumps provide you a reliable solution for your fire fighting pump needs by combining the stringent quality measures of UL, FM and NFPA standards with our proven experience in the fire protection field.

We can offer you a complete package of services starting from engineering assistance to field start-up and periodic maintenance.

Each pump sets is tested in our factory, prior to dispatch, as per UL, FM and NFPA standards. These pumps are covered by a warranty of one year subject to standard terms and conditions.

## HORIZONTAL END SUCTION PUMPS

### FEATURES

- Performance characteristics as per NFPA 20
- Complete unit responsiveness.
- Complete in-house fabrication capabilities.
- Hydrostatic strength testing facilities.
- Operation run test as per NFPA 20, UL 448 and FM 1319 requirements.
- End suction models for capacities from 50 to 500 US GPM at 2900 rpm and 3550rpm
- Drivers: Electric motor drive or diesel engine drive.
- Electrical testing capabilities for motors and controllers as per NFPA standards.
- Capable to supply additional accessories wherever required.
- Capable to supply single skid mounted fire pump set.

### PUMP CASING

The casing is designed for back pull-out which permits the removal of complete rotor unit without removing suction and discharge pipe. The cast iron volute casing is of robust design with integrally cast feet, vertical top centerline discharge with axial suction incorporating cast inlet vane to give best flow to impeller eye.

### BEARINGS

Driven end / non-driven end bearings are grease lubricated deep groove ball bearings.

### IMPELLER

Impeller is double shrouded type. It is hydraulically balanced and positively driven by shaft key and axially locked between sleeve and impeller nut.

### SHAFT SEAL

Soft-packed stuffing box. Graphite impregnated type gland packing.



# HORIZONTAL SPLIT CASE PUMPS


## FEATURES

- Performance characteristics as per NFPA 20
- Complete unit responsiveness.
- Complete in-house fabrication capabilities.
- Hydrostatic testing facilities.
- Operation run test as per NFPA 20, UL 448 and FM 1311 requirements.
- Horizontal Split case pumps for capacities from 500 to 1500 US GPM at 3550 rpm and 750 to 1500 US GPM at 2900 rpm.
- Drivers: Electric motor drive or diesel engine drive.
- Electrical testing capabilities for motors and controllers as per NFPA standards.
- Capable to supply additional accessories wherever required.

**PUMP CASING:** The casing is axially split, which permits removal of the complete rotor without moving either piping or motor. Pumps generating high heads have double volutes to reduce radial forces, ensuring minimal shaft deflection and low bearing loads. Replaceable wear rings protect the casing at the impeller running clearances.

**IMPELLER:** The closed impeller have double curved vanes. The double suction design gives practically zero axial forces. Each impeller is dynamically balanced according to ISO 1940-1 standard.

**BEARINGS:** On both sides grease lubricated deep groove ball bearings.



**SHAFT SEAL:** Soft-packed stuffing box. Cooling lines are provided for additional cooling of the graphite impregnated type gland packing.

## CERTIFIED HORIZONTAL FIRE PUMPS RATING

**RATED SPEED - 2900 RPM**

Rated Capacity (GPM)	Rated Pressure Range (PSI)
50	50 - 139
100	53 - 139
150	56 - 139
200	92 - 216
250	89 - 211
300	87 - 213
350	91 - 211
400	84 - 209
450	81 - 207
500	79 - 203
750	108 - 280
1000	101 - 273
1250	134 - 263
1500	121 - 256

**RATED SPEED - 3500 RPM**

Rated Capacity (GPM)	Rated Pressure Range (PSI)
50	72 - 128
100	62 - 136
150	60 - 131
200	84 - 161
300	75 - 212
400	76 - 210
450	75 - 207
500	118 - 239
750	114 - 236
1000	111 - 234
1250	127 - 214
1500	126 - 211

# VERTICAL TURBINE PUMPS

## FEATURES

- Complete unit responsiveness.
- Complete in-house fabrication capabilities.
- Hydrostatic strength testing facilities.
- Operation run test as per NFPA 20, UL 448 requirements.
- Vertical turbine models for capacities from 50 to 1500 US GPM.
- Drivers: Electric motor drive or diesel engine drive.
- Electrical testing capabilities for motors and controllers as per NFPA standards.
- Capable to supply additional accessories wherever required.
- Rugged construction for longer service life.
- Specifically designed for fire fighting applications as per NFPA 20.
- Excellent mechanical and hydraulic design characteristics for efficient performance.



## SUCTION ASSEMBLY

Suction bell is furnished with an extra long bearing that strengthens and provides rigid support for the lower end of the pump shaft. Suction bell provides efficient flow into the eye of the first stage impeller.

## DISCHARGE HEAD

The rugged pump discharge head assembly is made of close-grained cast iron. It has smooth passageways that ensures efficient overall operation and provides an above ground connection to the discharge piping.

## BOWL

The pump bowls have vanes cast integrally in them. These vanes are designed to match accurately with the impeller, and are smoothly contoured to guide the flow to next stage with maximum efficiency.

## IMPELLER

Impellers are enclosed type, made of bronze / SS 304 and matched to the pump bowls. Each impeller is statically / dynamically balanced as per ISO 1940-1 to insure highest efficiency and vibration free operation.

## COLUMN

Pump column pipe shall be in sections not longer than 10.ft each. Column pipe is flanged type. Flanged connections are accurately machined to accept bearing retainers and are bolted together securely for proper sealing.

### RATED SPEED - 1450 RPM

Rated Capacity (GPM)	Rated Pressure Range (PSI)
300	69 - 86
	92 - 230
400	66 - 82
	88 - 221
500	63 - 80
	84 - 215
750	84 - 108
	112 - 288
1000	81 - 99
	108 - 132
	135 - 265
1250	105 - 283
1500	108 - 135
	144 - 270

## SHAFT SEAL


The shaft sealing is gland packing type. A lantern ring is furnished between the packing and it relieves pump pressure from the upper packing rings by bypassing the high pressure water through its relief ports.

### RATED SPEED - 2900 RPM

Rated Capacity (GPM)	Rated Pressure Range (PSI)
50	42 - 188
100	52 - 173
150	87 - 254
200	84 - 246
250	50 - 235



# PRE-PIPED VERTICAL & HORIZONTAL BLADDER TANK



## DESCRIPTION

The NAFFCO Pre-piped Bladder tank is an integral component of balanced pressure proportioning system. Its operation requires no external power other than a pressurized water system. NAFFCO bladder tank, with an appropriate proportioner, injects foam concentrate into the water supply of a fire protection system and automatically proportions at wide range of flows and pressures.

NAFFCO Pre-piped Foam bladder tank is a steel pressure vessel fitted with an Internal Elastomeric bladder that

stores foam concentrate. During operation, the concentrate is discharged by incoming water pressure to the bladder tank until the concentrate is depleted. The bladder tank discharges foam concentrate at approximately the same pressure as the water supplied at the water inlet connection to the tank. Since the bladder tank is pressurized, the bladder should not be refilled during operation.

## APPLICATIONS

The NAFFCO Pre-piped Bladder tank is a complete balanced pressure proportioning system frequently used in;



Aircraft Hangars



Loading Racks



Sprinkler Systems



Offshore Platforms

**FEATURES**

•UL listed

- Pre-piped bladder tank offers the foam system designer fixed dimensions and eliminates uncertainty during sizing of foam equipment room and piping layout.
- Pre-fabricated foam bladder proportioning system eliminates loose components and simplifies the installation.
- Bladder is manufactured of a vinyl based polymer as per ASTM D-412 with a Tensile strength of at least 3000psi and ASTM D-624 with tear strength of at least 420lbs/in.
- Tanks are supplied with Brass trim valves and Teflon seats.
- All valves are labeled with working position and function.

- Permanently welded lifting lugs for easy tank movement and positioning.
- Designed for Maximum agent discharge
- Tanks are oversized to allow thermal expansion of foam concentrate if any
- Tanks are supplied with label identifying foam concentrate type, percentage ratio and tank size
- Tanks are Externally RED enamel coated and Internally Coal tar Epoxy coated.

**TECHNICAL SPECIFICATIONS**

NAFFCO Foam bladder tank system is a complete self-contained proportioning system consisting of a bladder tank, ratio controller, and assembled piping. The bladder tank shall be constructed in accordance to ASME code Section VIII, for unfired pressure vessels with a working pressure of 175psi (12bar) and tested to at least 228psi (15.7bar).

The tanks are fabricated to nominal capacity and overall dimensions are indicated in corresponding data sheet. The tank shall be constructed of steel complying with ASME code having a Tensile strength of not less than 70,000psi (4827bar). The tank contain a flexible bladder manufactured of vinyl based polymer as per ASTM D-412 with a Tensile strength of at least 3000psi and ASTM D-624 with tear strength of at least 420lbs/in.

The bladder material is tested by Underwriter’s Laboratory for compatibility with the agent to be used. This Bladder separates the foam concentrate from the incoming water. The tank can be supplied in Horizontal and Vertical configuration and shall be mounted on permanently attached saddle supports with holes for mounting bolts.

The tank shall has perforated PVC schedule 80 center discharge piping, located within the bladder, to ensure that foam concentrate flows to the bottom discharge. A section of 1-inch I.D. rubber hose installed between the bladder and tank shell, shall extend from the water vent to the water drain connection, preventing bladder obstruction at these openings.

The ratio controller (RC) is a flanged style for mounting in Schedule 40 pipe between two 150 # flat or raised flanges of the same nominal size as the RC. The RC is cast bronze or Stainless Steel and shall be rated for a Working pressure of 175psi (12 bar). A ¼” (6.35 mm) female NPT port for sensing water pressure at the inlet to the ratio controller water orifice shall be incorporated into the casting. Each ratio Controller is automatically proportions over the range indicated on flow range chart without any manual adjustment. The foam concentrate inlet shall



contains a calculated foam concentrate metering orifice allowing for proper proportioning. The ratio controller is pre-piped to the bladder tank.

All external piping shall be Schedule 40, and is St. Steel for foam concentrate and Carbon steel for water. Brass or bronze ball valves is supplied, and is complete with identification labels on the handles. Tank includes all necessary drain and vent valves, pressure relief valve, and tank content/identification labels. External surfaces of tank and piping are coated with RED Enamel finish.

**MATERIALS OF CONSTRUCTION**

Tank	Carbon steel, ASME code
Bladder	Vinyl based polymer
Internal Piping	Perforated PVC, Sch. 80
External Piping	
Water Side	Carbon Steel, Sch.40
Foam Concentrate Side	Stainless steel, Sch. 40
Valves	Ball valve type Brass body, and S. Steel or brass chrome plated brass ball

# HORIZONTAL FOAM BLADDER TANK

## TECHNICAL DATA

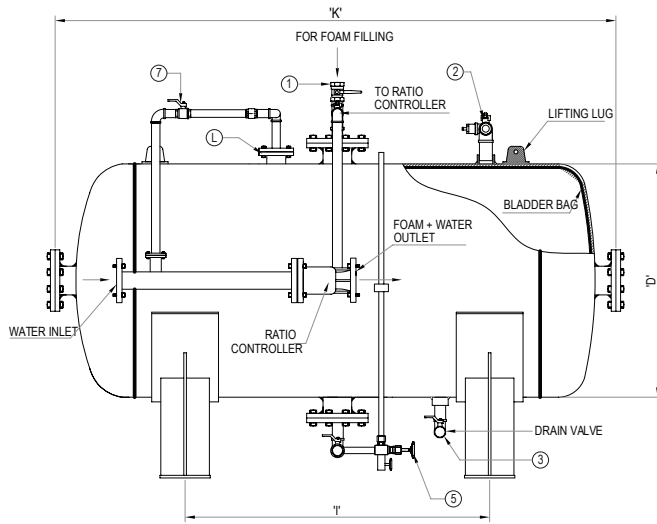
Tank Mounting Type	Horizontal	
Concentrate Storage Capacity	50 - 3200 Gln.	
Foam Concentrate Type	AFFF,3%, NAFFCO	
Max. Working Pressure	12.09 Bar (175 Psi)	
Factory Test Pressure	15.69 Bar ( 227 Psi)	
Pressure Vessel Construction	Carbon Steel, SA 516 Gr. 70	
Pressure Relief Valve (Optional)	Brass Construction with Set Pressure @15 Bar	
Bladder	Vinyl based polymer	
Size of Ratio Controller	3", 4"& 6"	
Foam Concentrate Proportioning Orifice	3%	
<b>Ratio Flow Controller Size and Flow Rate</b>	<b>Size</b>	<b>Flow Rate @ 7Bar</b>
	80 NB	270-3000 LPM
	100 NB	650-5700 LPM
	150 NB	1200-9500 LPM
<b>Standard Piping Material For Prepiped Tanks</b>		
Foam Concentrate Lines	Stainless Steel,316L	
Water Pressurization Lines	Carbon Steel,Sch 40	
Vent/Drain/Nrv Valves	Brass/Bronze	
Sight Glass Valve	Sight Guage With Shut Off & Drain Valve	
Painting*	External	Zinc rich primer with red enamel finish
	Internal	Zinc rich primer with coal tar epoxy paint

\*Optional painting available for marine applications.

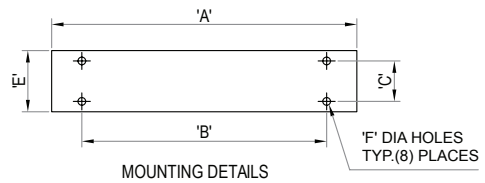
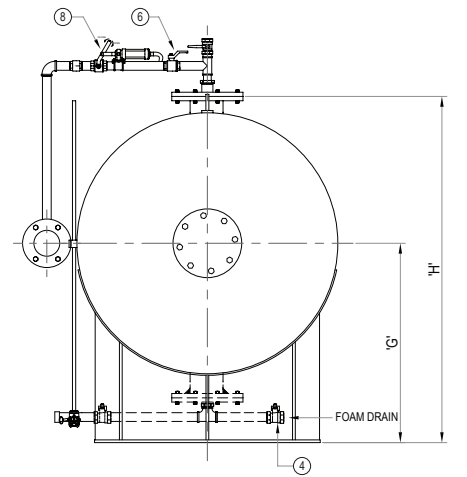


### VALVE TYPE AND POSITION

Valve no.	Description	Normal Position
1	Concentrate vent / fill	Closed
2	Tank water vent	Closed
3	Water drain / fill	Closed
4	Concentrate drain / fill	Closed
5	Sight glass valve	Closed
6	Concentrate outlet	Open
7	Water inlet	Open
8	Water powered ball valve(optional)	---



**DIAGRAM**



**DIMENSIONAL DATA**

BLADDER TANK CAPACITY (GAL)	A	B	C	D (OUTER DIA)	E	F	G	H	I	J INLET FLANGE TO TANK	K
50	468	378	80	524	170	26	559	921	661	3"	1751
100	556	466	80	626	170	26	616	1029	708	3"	1928
150	688	598	80	778	170	26	692	1181	654	3"	1950
200	688	598	80	778	170	26	692	1181	1064	3"	2560
300	819	729	80	930	170	26	760	1325	1054	3"	2619
400	959	785	140	1083	250	26	848	1490	1042	3"	2691
500	959	785	140	1083	250	26	851	1493	1246	3"	2894
600	959	785	140	1083	250	26	851	1493	1652	3"	3300
700	1095	875	140	1239	250	26	1025	1745	1459	3"	3088
800	1095	875	140	1239	250	26	1025	1745	1639	3"	3368
900	1095	875	140	1239	250	26	1024	1744	2071	3"	3800
1000	1095	875	140	1239	250	26	1018	1738	2503	3"	4232
1100	1095	875	140	1239	250	26	1025	1745	2808	3"	4537
1200	1370	1150	140	1548	250	26	1168	2042	1398	3"	3183
1300	1370	1150	140	1548	250	26	1168	2042	1448	3"	3333
1400	1370	1150	140	1548	250	26	1168	2042	1868	3"	3757
1500	1370	1150	140	1548	250	26	1168	2042	2173	3"	4062
1600	1640	1380	140	1863	250	26	1321	2353	1137	3"	3080
1800	1640	1380	140	1863	250	26	1321	2353	1442	3"	3385
2000	1640	1380	140	1863	250	26	1321	2353	1647	3"	3690
2200	1640	1380	140	1863	250	26	1321	2353	1952	3"	3995
2400	1640	1380	140	1863	250	26	1321	2353	2256	3"	4299
2600	1640	1380	140	1863	250	26	1321	2353	2561	3"	4604
2800	1640	1380	140	1863	250	26	1321	2353	2866	3"	4909
3000	1640	1380	140	1863	250	26	1321	2353	3170	3"	5213
3200	1640	1380	140	1863	250	26	1321	2353	3476	3"	5519

# VERTICAL FOAM BLADDER TANK

## TECHNICAL DATA

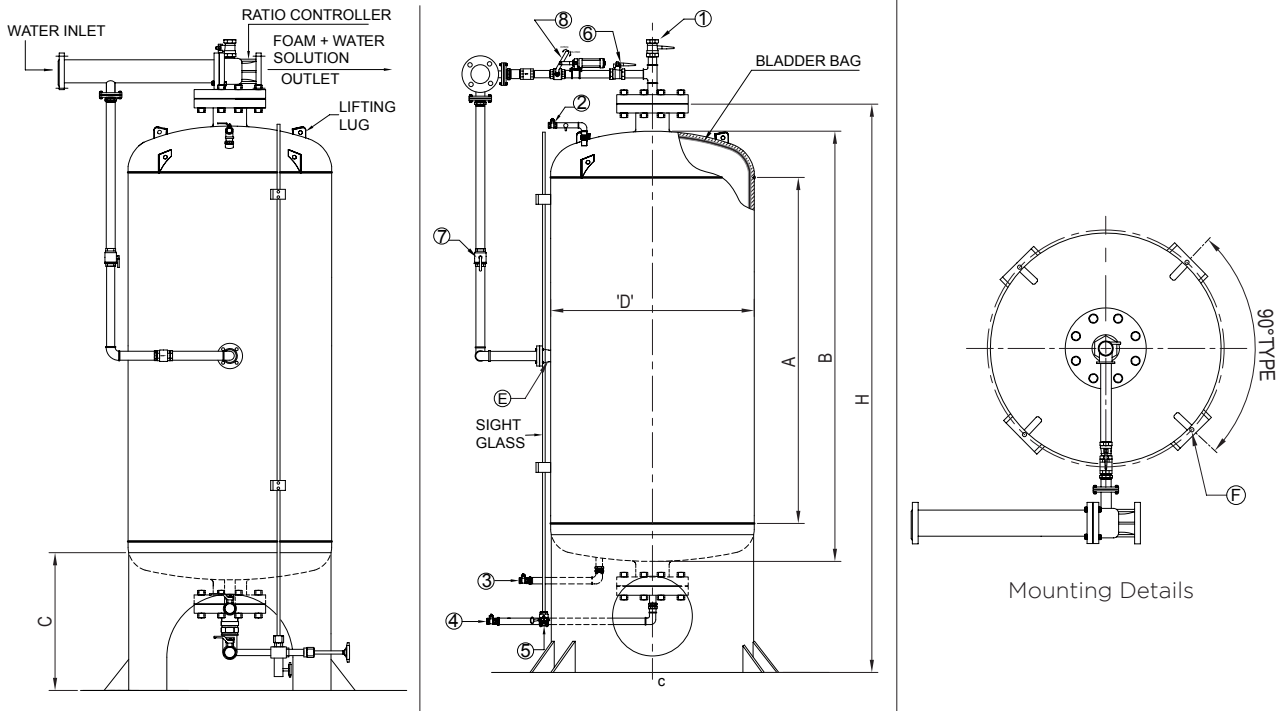
Tank Mounting Type	Vertical	
Concentrate Storage Capacity	50 - 1200 Gln.	
Foam Concentrate Type	AFFF, 3%, NAFFCO	
Max. Working Pressure	12.09 Bar (175 Psi)	
Factory Test Pressure	15.69 Bar ( 227 Psi)	
Pressure Vessel Construction	Carbon Steel, Sa 516 Gr. 70	
Pressure Relief Valve (Optional)	Brass Construction with Set Ppressure @15 Bar	
Bladder	Vinyl based polymer	
Size of Ratio Controller	3", 4" & 6"	
Foam Concentrate Propotioning Orifice	3%	
<b>Ratio Flow Controller Size and Flow Rate</b>	<b>Size</b>	<b>Flow Rate @ 7Bar</b>
	80 NB	270-3000 LPM
	100 NB	650-5700 LPM
	150 NB	1200-9500 LPM
<b>Standard Piping Material For Prepiped Tanks</b>		
Foam Concentrate Lines	Stainless Steel,316L	
Water Pressurization Lines	Carbon Steel,SCH 40	
Vent/Drain/Nrv Valves	Brass/Bronze	
Sight Glass Valve	Sight Guage With Shut Off & Drain Valve	
Painting*	External	Zinc rich primer with red enamel finish
	Internal	Zinc rich primer with coal tar epoxy paint

\*Optional painting available for sea water applications.





## DIAGRAM



## DIMENSIONAL DATA

SL No.	BLADDER TANK CAPACITY	A	B	C	D	E (INLET FLANGE) TO TANK	F	H
1	50 GALLON	900	1276	420	536	3"	Ø19 HOLE 4Nos. ON PCD 690	1665
2	100 GALLON	1143	1571	480	640	3"	Ø19 HOLE 4Nos. ON PCD 770	1985
3	150 GALLON	1200	1728	510	840	3"	Ø19 HOLE 4Nos. ON PCD 980	2135
4	200 GALLON	1200	1728	510	840	3"	Ø19 HOLE 4Nos. ON PCD 980	2135
5	300 GALLON	1160	1788	565	1040	3"	Ø19 HOLE 4Nos. ON PCD 1190	2226
6	400 GALLON	1400	2050	575	1083	3"	Ø19 HOLE 4Nos. ON PCD 1253	2475
7	500 GALLON	1865	2515	575	1083	3"	Ø19 HOLE 4Nos. ON PCD 1253	2940
8	600 GALLON	1650	2380	700	1239	3"	Ø19 HOLE 4Nos. ON PCD 1390	2910
9	700 GALLON	1900	2630	700	1239	3"	Ø19 HOLE 4Nos. ON PCD 1390	3160
10	800 GALLON	2200	2930	700	1239	3"	Ø19 HOLE 4Nos. ON PCD 1390	3460
11	900 GALLON	1338	2258	940	1620	3"	Ø19 HOLE 4Nos. ON PCD 1750	2930
12	1000 GALLON	1428	2348	940	1620	3"	Ø19 HOLE 4Nos. ON PCD 1750	3020
13	1100 GALLON	1578	2498	940	1620	3"	Ø19 HOLE 4Nos. ON PCD 1750	3170
14	1200 GALLON	1910	2830	940	1620	3"	Ø19 HOLE 4Nos. ON PCD 1750	3502

# ABOVE GROUND STORAGE TANK

NAFFCO's Above Ground Storage Tank is designed for performance, durability, and reliability. The lightweight NAFFCO tank is performance engineered for safety and long service life. It is UL listed (manufacturing accordance UL 142) and has easily passed all tests for 100% primary containment.

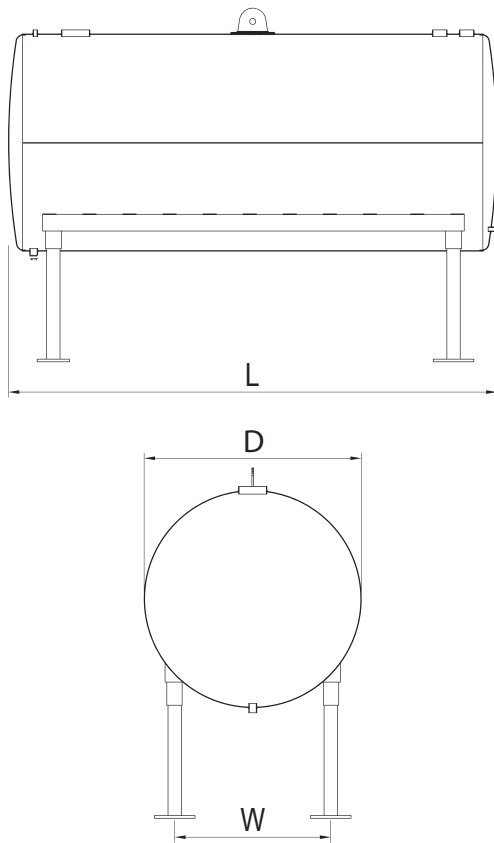
These tanks are intended for installation and use in accordance with the flammable and combustible liquids code NFPA 30.

The basic features of primary containment tanks covered under this category include all containment spaces and their respective openings (vents, liquid fill/withdraw, level indicator, drain and other functional openings) with connection threaded fittings.

All tank-containment compartments have been factory leak-tested by the NAFFCO before shipping.



## DIAGRAM



## TANK DIMENSION

Tank Capacity (Gallon)	Diameter (D)	Length (L)	Width (W)
70	600	1050	430
150	800	1250	575
250	1000	1325	720
310	1070	1450	768.5

## BILL OF MATERIALS

Description	Material
Shell	ASTM A36
Leg	ASTM A53
Lift Lug	ASTM A36
Liquid Level Indicator	---

# FIRE RATED DOORS

NAFFCO manufactures ANSI and BS standard fire rated doors. Fire rating does not depend on property of construction, but on the performance of complete elements of structure, which is composed of a number of materials. NAFFCO fire rated doors are designed to get optimal performance from a number of materials combined to perform for high degree of fire protection.

The design of NAFFCO fire rated doors evolved from actual testing as per NFPA and BSEN standards, which deal with methods of determination of resistance to fire of non load bearing element construction.


NAFFCO fire rated doors satisfy these criteria for the required period. These doors also satisfy the criteria of insulation where the mean and minimum temperature is required to be below specific figures as per standards.

Design and construction of NAFFCO fire rated door assemblies are in accordance with NFPA 80, UL10B, UL 10C, BS 476 Part 22 and other international standards.

NAFFCO UL classified doors are tested and certified with 2 hours fire rating. BS standard doors maintains certification till 2 hours for Honeycomb door and 3 hours for glazed door.



## NAFFCO FIRE CERTIFIED HARDWARE



May it be fire rated, normal, classic, traditional or modern, we have a vast collection of hardware to suit your design needs. From lock case, lever handles, cylinders and deadlocks, we have it all in different finishes like satin finish, gold finish, bronze finish and silver finish.

You will never go wrong with the selection of your preferred hardware since NAFFCO offers only the finest quality brands.





Serving Over 100 Countries Worldwide



**NAFFCO FZCO**  
World Headquarters  
Dubai, United Arab Emirates  
Email: [info@naffco.com](mailto:info@naffco.com)  
[www.naffco.com](http://www.naffco.com)

In line with NAFFCO policy for continuous product development,  
NAFFCO has the right to change specifications without prior notice.